



irvin simon

YEARBOOKS

INSPIRATION GUIDE ...

pictavo™



CONTENTS

ART COLLECTIONS	2-97
Journey NEW!	2-7
Super Stars NEW!	8-13
Stargaze NEW!	14-19
Seaside	20-25
Showtime	26-31
Whimsy	32-37
Scribbles	38-43
Scrapbook	44-49
Abstract	50-55
Comic Book	56-61
Chalkboard	62-67
Modern Icon	68-73
Kraft Paper	74-79
Arcade	80-85
Homeroom	86-91
Watercolor	92-97
 HIGH SCHOOL COLLECTION PREVIEWS	98-99
COMPLEMENTARY ART (Page backgrounds & accents)	100-105
INSPIRING EXAMPLES	106-107
CURRENT EVENTS	108

Limited design experience should not keep you from ending up with a great yearbook. We want building a yearbook in Pictavo to be as easy as possible for you. Our art libraries make choosing a theme and sticking to it simple. We've created art collections chock-full of enough coordinating art to fill a yearbook in an easy and fun way!



JOURNEY

YOUR BOOK COULD LOOK LIKE THIS



STOCK COVER DESIGNS

Let our design team do the work for you! Choose one of the pre-designed JOURNEY Stock Covers in Pictavo and just add your school name and year dates!



CUSTOM COVER DESIGNS

Feeling creative? Place your own background image or use a custom cover background. Add any other text, images or Snippets and you've created a custom cover without ever having to leave Pictavo!

This Custom Cover was created using:
Cover Background: N4C10962


**Custom covers may incur an additional cost.
Contact your yearbook provider for details.*

GET THE LOOK



Use the JOURNEY starter page template (N4T0000) to save the collection's colors to your Saved Colors library. Set text defaults using collection fonts for a cohesive and consistent look.

JOURNEY Colors:



JOURNEY Fonts:

Boogaloo
Comfortaa
Helvetica Neu Regular



TEMPLATE# N4T10889

COORDINATED ART FROM START TO FINISH

School life is an adventure—capture the memories with playful artwork and bold colors in the JOURNEY collection.



TEMPLATE# N4T10891



TEMPLATE# N4T10893



TEMPLATE# N4T10888



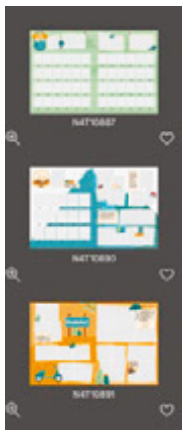
TEMPLATE# N4T10895

JOURNEY

USING JOURNEY TEMPLATES



FROM ART, SELECT TEMPLATES,
LIBRARY, JOURNEY



Use the templates as-is or as a starting point for your perfect layout. Select a template—drag it directly from the Library and drop it onto your page. Once a template is on the page, drag images into photo boxes and customize text.

GET CREATIVE



SNIPPET# N4S10953




SNIPPET# N4S10901



Pictavo Art Collections were created with you in mind! Love this look? Search JOURNEY to find templates and Snippets designed to make laying out and customizing coordinating pages effortless.

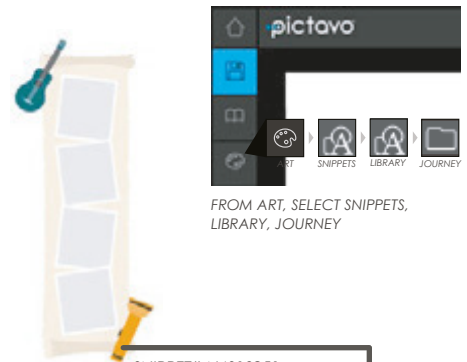
USING JOURNEY SNIPPETS



TEMPLATE# N4T10890



SNIPPET# N4S10907




FROM ART, SELECT SNIPPETS, LIBRARY, JOURNEY



TEMPLATE# N4T10892



SNIPPET# N4S10926



TEMPLATE# N4T10886



SNIPPET# N4S10929



SNIPPET# N4S10943




JOURNEY


USING JOURNEY ACCENTS




FROM ART, SELECT ACCENTS, LIBRARY, JOURNEY



 INDICATES COLORABLE ART

 To use colorable art, place the art on your page, select the wand in the effects palette and choose a color.



To use accents, select, drag and drop onto your page. You can add Accents to any page, even a spread you've already placed a template on.


WANT MORE VARIETY?

Search the MODERN ICON collection in Accents for additional finishing touches to your layout.



This is just the beginning! What you see on these pages is only a fraction of what Pictavo has in store for you. Search JOURNEY in the Pictavo art palette to see all of the artwork available. Looking for the entire K8 Art Catalog? Search CATALOG in Pictavo Help (?) for a link to download the PDF.

USING JOURNEY BACKGROUNDS



N4B10846




N4B10848



FROM ART, SELECT BACKGROUNDS, LIBRARY, JOURNEY



N4B10853




N4B10856



N4B10862



N4B10865



N4B10870



N4B10875

Search the MODERN ICON collection for additional backgrounds to complement this collection.



J1B2326



J1B2340



J1B2330

SUPER STARS

YOUR BOOK COULD LOOK LIKE THIS



STOCK COVER DESIGNS

Let our design team do the work for you! Choose one of the pre-designed SUPER STARS Stock Covers in Pictavo and just add your school name and year dates!



CUSTOM COVER DESIGNS

Feeling creative? Place your own background image or use a custom cover background. Add any other text, images or Snippets and you've created a custom cover without ever having to leave Pictavo!


This Custom Cover was created using:

Cover Background: N7C11174

Accent: N7A11011, N7A11058

**Custom covers may incur an additional cost. Contact your yearbook provider for details.*

GET THE LOOK



Use the SUPER STARS starter page template (N7T0000) to save the collection's colors to your Saved Colors library. Set text defaults using collection fonts for a cohesive and consistent look.

SUPER STARS Colors:



SUPER STARS Fonts:

Fredoka One
Wiesbaden



TEMPLATE# N7T11190

COORDINATED ART FROM START TO FINISH

All kids are SUPER STARS! This collection features hand-drawn accents, along with bright and colorful layouts, sure to bring your yearbook to life.



TEMPLATE# N7T11193



TEMPLATE# N7T11188



TEMPLATE# N7T11192



TEMPLATE# N7T11194

SUPER STARS

USING SUPER STARS TEMPLATES



FROM ART, SELECT TEMPLATES, LIBRARY, SUPER STARS



Use the templates as-is or as a starting point for your perfect layout. Select a template—drag it directly from the Library and drop it onto your page. Once a template is on the page, drag images into photo boxes and customize text.

GET CREATIVE



SNIPPET# N7S11220



SNIPPET# N7S11237



Pictavo Art Collections were created with you in mind! Love this look? Search SUPER STARS to find templates and Snippets designed to make laying out and customizing coordinating pages effortless.

USING SUPER STARS SNIPPETS



TEMPLATE# N7T11187



SNIPPET# N7S11199



FROM ART, SELECT SNIPPETS, LIBRARY, SUPER STARS



SNIPPET# N7S11233



TEMPLATE# N7T11189



SNIPPET# N7S11226



TEMPLATE# N7T11184



SNIPPET# N7S11217

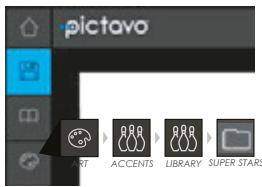


SNIPPET# N7S11244

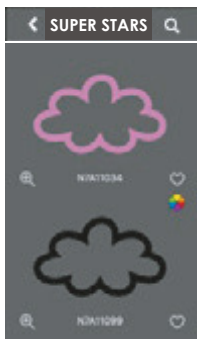


SUPER STARS


USING SUPER STARS ACCENTS

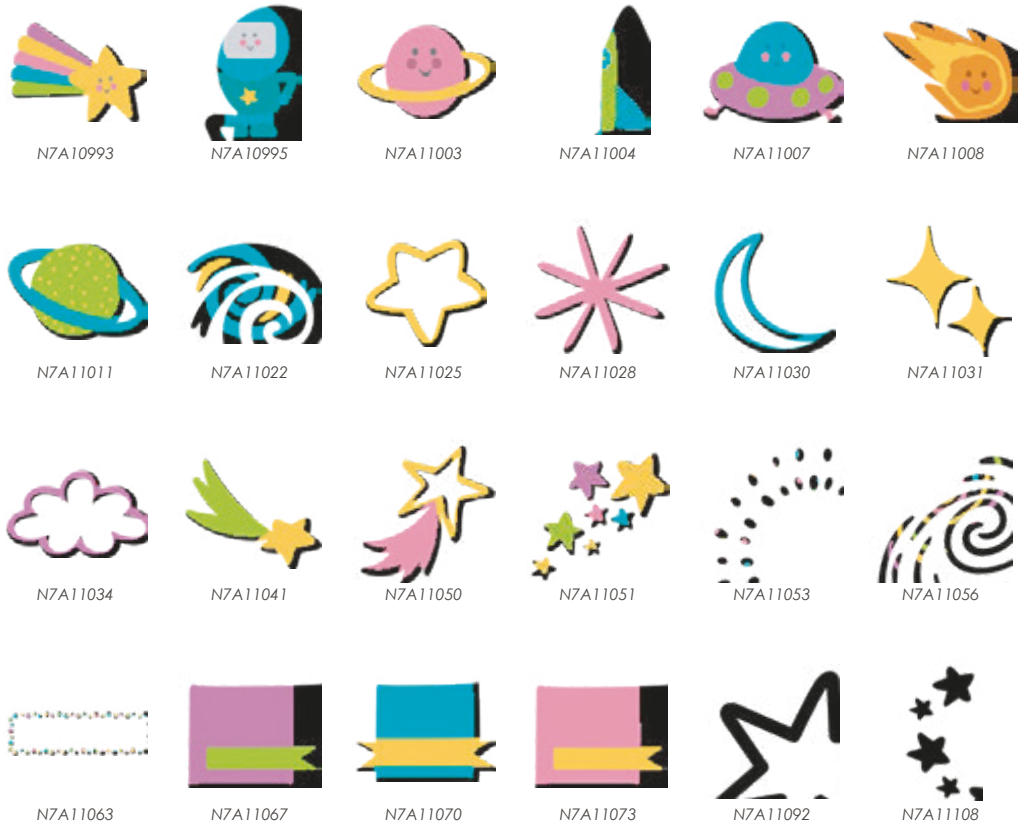


FROM ART, SELECT ACCENTS, LIBRARY, SUPER STARS



 INDICATES COLORABLE ART

 To use colorable art, place the art on your page, select the wand in the effects palette and choose a color.



To use accents, select, drag and drop onto your page. You can add Accents to any page, even a spread you've already placed a template on.

WANT MORE VARIETY?

Search the HAND DRAWN OR HOMEROOM collection in Accents for additional finishing touches to your layout.



This is just the beginning! What you see on these pages is only a fraction of what Pictavo has in store for you.
 Search SUPER STARS in the Pictavo art palette to see all of the artwork available.
 Looking for the entire K8 Art Catalog? Search CATALOG in Pictavo Help (?) for a link to download the PDF.

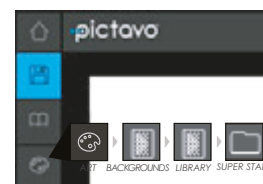
USING SUPER STARS BACKGROUNDS



N7B11135



N7B11142



FROM ART, SELECT BACKGROUNDS,
LIBRARY, SUPER STARS



N7B11149



N7B11152




N7B11155



N7B11162



N7B11166



N7B11167

Search the HOMEROOM collection for additional backgrounds to complement this collection.



F7B6647



F7B6641



F7B6654


STARGAZE

YOUR BOOK COULD LOOK LIKE THIS



STOCK COVER DESIGNS

Let our design team do the work for you! Choose one of the pre-designed STARGAZE Stock Covers in Pictavo and just add your school name and year dates!



CUSTOM COVER DESIGNS

Feeling creative? Place your own background image or use a custom cover background. Add any other text, images or Snippets and you've created a custom cover without ever having to leave Pictavo!

This Custom Cover was created using:

Cover Background: G2C11940

Accent: G2A11650, G2A11574, G2A11593, G2A11566, G2A11668

**Custom covers may incur an additional cost. Contact your yearbook provider for details.*

GET THE LOOK



Use the STARGAZE starter page template (G2T0000) to save the collection's colors to your Saved Colors library. Set text defaults using collection fonts for a cohesive and consistent look.

STARGAZE Colors:



STARGAZE Fonts:

ARCHIVO BLACK
Roboto



TEMPLATE# G2T11959

COORDINATED ART FROM START TO FINISH

Shoot for the stars! The STARGAZE collection is full of glowing constellations and cosmic layouts that will bring your yearbook to life!



TEMPLATE# G2T11962



TEMPLATE# G2T11954



TEMPLATE# G2T11950



TEMPLATE# G2T11958

STARGAZE

USING STARGAZE TEMPLATES



FROM ART, SELECT TEMPLATES, LIBRARY, STARGAZE



Use the templates as-is or as a starting point for your perfect layout. Select a template—drag it directly from the Library and drop it onto your page. Once a template is on the page, drag images into photo boxes and customize text.

GET CREATIVE



SNIPPET# G2S12027

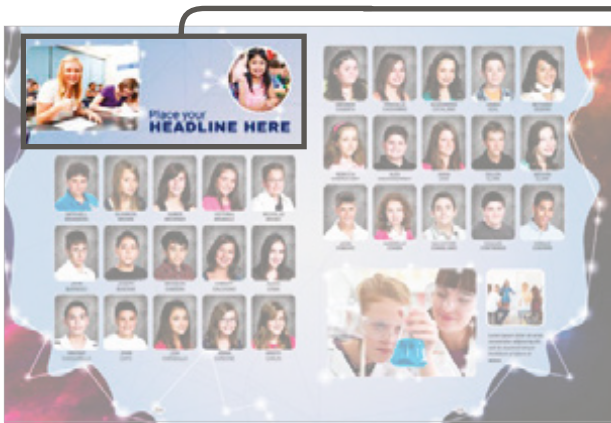


SNIPPET# G2S12021



Pictavo Art Collections were created with you in mind! Love this look? Search STARGAZE to find templates and Snippets designed to make laying out and customizing coordinating pages effortless.

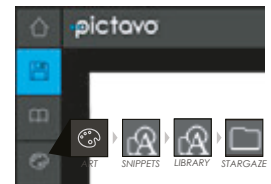
USING STARGAZE SNIPPETS



TEMPLATE# G2T11953



SNIPPET# G2S12013



FROM ART, SELECT SNIPPETS, LIBRARY, STARGAZE




SNIPPET# G2S12035



TEMPLATE# G2T11955


Place your
HEADLINE HERE



SNIPPET# G2S11981




TEMPLATE# G2T11949



SNIPPET# G2S11983

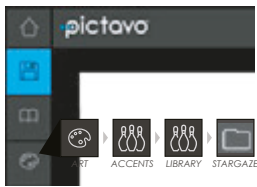


SNIPPET# G2S11996

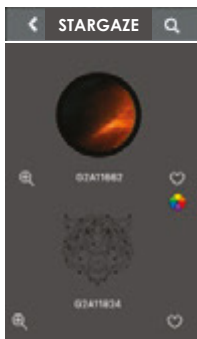


STARGAZE


USING STARGAZE ACCENTS




FROM ART, SELECT ACCENTS, LIBRARY, STARGAZE



 INDICATES COLORABLE ART

 To use colorable art, place the art on your page, select the wand in the effects palette and choose a color.



To use accents, select, drag and drop onto your page. You can add Accents to any page, even a spread you've already placed a template on.

WANT MORE VARIETY?

SEARCH THE SKETCHED COLLECTION IN ACCENTS FOR ADDITIONAL FINISHING TOUCHES TO YOUR LAYOUT.



This is just the beginning! What you see on these pages is only a fraction of what Pictavo has in store for you.
Search STARGAZE in the Pictavo art palette to see all of the artwork available.
Looking for the entire K8 Art Catalog? Search CATALOG in Pictavo Help (?) for a link to download the PDF.

USING STARGAZE BACKGROUNDS




G2B11866



G2B11882




FROM ART, SELECT BACKGROUNDS,
LIBRARY, STARGAZE




G2B11897



G2B11905



G2B11913



G2B11918




G2B11922



G2B11924

SEARCH THE VARIETY- IMAGERY COLLECTION FOR ADDITIONAL BACKGROUNDS TO COMPLEMENT THIS COLLECTION.



M7B1617



M7B1618



M7B1622

SEASIDE

YOUR BOOK COULD LOOK LIKE THIS



STOCK COVER DESIGNS

Let our design team do the work for you! Choose one of the pre-designed SEASIDE Stock Covers in Pictavo and just add your school name and year dates!



CUSTOM COVER DESIGNS

Feeling creative? Place your own background image or use a custom cover background. Add any other text, images or Snippets and you've created a custom cover without ever having to leave Pictavo!

This Custom Cover was created using:

Cover Background: H5C8948
Accent: H5A8607, H5A8609, H5A8617, H5A8619, H5A8628, H5A8638, H5A8645, H5A8649, H5A8653, H5A8656, H5A8657, H5A8664, H5A8689, H5A8701, H5A8736, H5A8746, H5A8778

**Custom covers may incur an additional cost. Contact your yearbook provider for details.*

GET THE LOOK



Use the SEASIDE starter page template (H5T0001) to save the collection's colors to your Saved Colors library. Set text defaults using collection fonts for a cohesive and consistent look.

SEASIDE Colors:



SEASIDE Fonts:

Lobster Two
 Comfortaa
 Unkempt



TEMPLATE# H5T8849

COORDINATED ART FROM START TO FINISH

Life under the sea is mysterious and magical. The SEASIDE collection is full of playful, hand-drawn accents and serene layouts that will bring your yearbook to life!



TEMPLATE# H5T8854



TEMPLATE# H5T8848



TEMPLATE# H5T8850



TEMPLATE# H5T8853

SEASIDE

USING SEASIDE TEMPLATES



FROM ART, SELECT TEMPLATES,
LIBRARY, SEASIDE




Use the templates as-is or as a starting point for your perfect layout. Select a template—drag it directly from the Library and drop it onto your page. Once a template is on the page, drag images into photo boxes and customize text.


GET CREATIVE



SNIPPET# H5S8926



SNIPPET# H5S8862



Pictavo Art Collections were created with you in mind! Love this look? Search SEASIDE to find templates and Snippets designed to make laying out and customizing coordinating pages effortless.

USING SEASIDE SNIPPETS



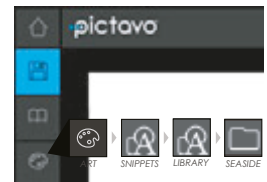
TEMPLATE# H5T8844



SNIPPET# H5S8880



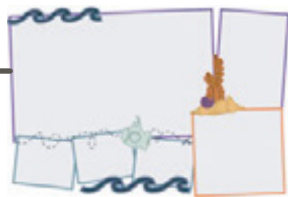
SNIPPET# H5S8887



FROM ART, SELECT SNIPPETS, LIBRARY, SEASIDE



TEMPLATE# H5T8849




SNIPPET# H5S8905



TEMPLATE# H5T8842



SNIPPET# H5S8859

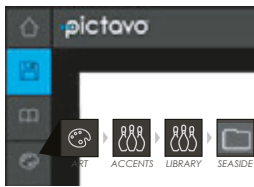


SNIPPET# H5S8863




SEASIDE

USING SEASIDE ACCENTS



FROM ART, SELECT ACCENTS, LIBRARY, SEASIDE



INDICATES COLORABLE ART

To use colorable art, place the art on your page, select the wand in the effects palette and choose a color.



To use accents, select, drag and drop onto your page. You can add Accents to any page, even a spread you've already placed a template on.

WANT MORE VARIETY?

Search the HAND DRAWN collection in Accents for additional finishing touches to your layout.



This is just the beginning! What you see on these pages is only a fraction of what Pictavo has in store for you.
Search SEASIDE in the Pictavo art palette to see all of the artwork available.
Looking for the entire K8 Art Catalog? Search CATALOG in Pictavo Help (?) for a link to download the PDF.

USING SEASIDE BACKGROUNDS



H5B8834




H5B8819



FROM ART, SELECT BACKGROUNDS,
LIBRARY, SEASIDE



H5B8838



H5B8805



H5B8825



H5B8830



H5B8814



H5B8810

Search the ADVENTURE collection for additional backgrounds to complement this collection.



L2B08229



L2B08246



L2B08240

SHOWTIME

YOUR BOOK COULD LOOK LIKE THIS



STOCK COVER DESIGNS

Let our design team do the work for you! Choose one of the pre-designed SHOWTIME Stock Covers in Pictavo and just add your school name and year dates!



CUSTOM COVER DESIGNS

Feeling creative? Place your own background image or use a custom cover background. Add any other text, images or Snippets and you've created a custom cover without ever having to leave Pictavo!

This Custom Cover was created using:
Cover Background: H7C9589
Accent: H7A9280, H7A9281, H7A9248, H7A9374, H7A9295, H7A9301, H7A9289, H7A9290, H7A9291, H7A9292

**Custom covers may incur an additional cost. Contact your yearbook provider for details.*

GET THE LOOK



Use the SHOWTIME starter page template (H7T0001) to save the collection's colors to your Saved Colors library. Set text defaults using collection fonts for a cohesive and consistent look.

SHOWTIME Colors:



SHOWTIME Fonts:

AMATIC SC BOLD
 Alfa Slab One
 Helvetica Neue



TEMPLATE# H7T9291

COORDINATED ART FROM START TO FINISH

Lights, camera, action! This is about to be the best year yet and the SHOWTIME collection will seamlessly showcase your highlight reel from page to page.



TEMPLATE# H7T9288



TEMPLATE# H7T9289



TEMPLATE# H7T9295



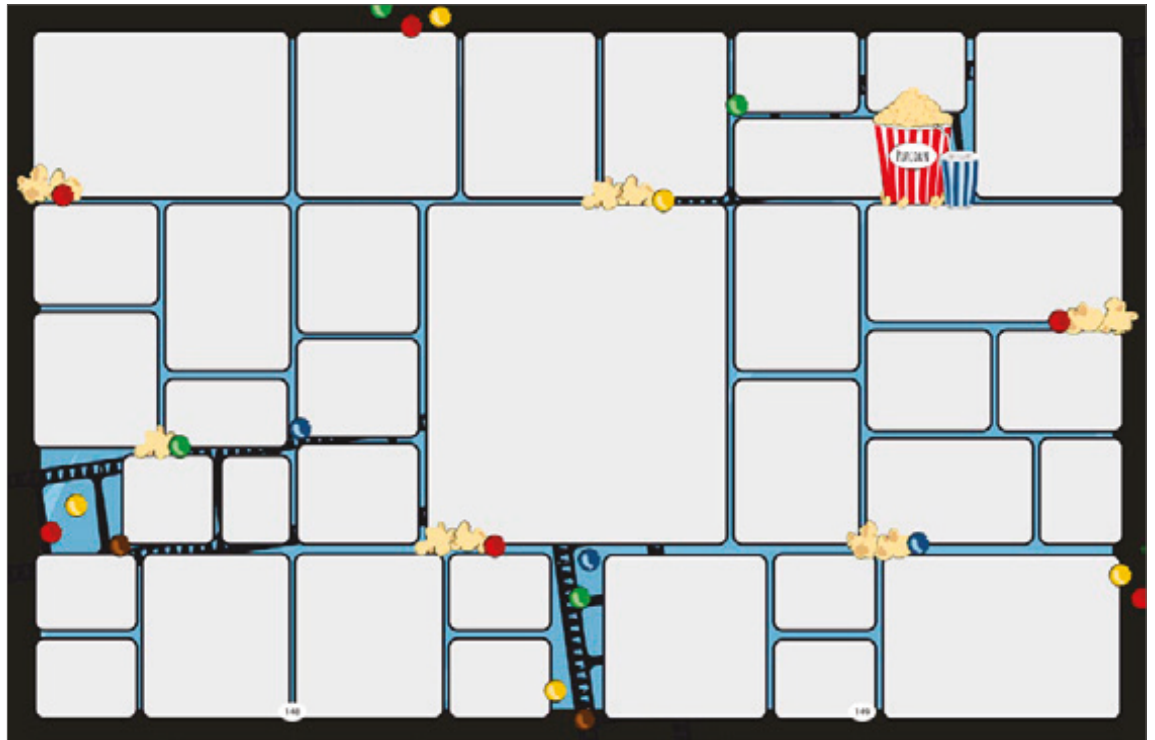

TEMPLATE# H7T9296

SHOWTIME

USING SHOWTIME TEMPLATES



FROM ART, SELECT TEMPLATES,
LIBRARY, SHOWTIME



Use the templates as-is or as a starting point for your perfect layout. Select a template—drag it directly from the Library and drop it onto your page. Once a template is on the page, drag images into photo boxes and customize text.

GET CREATIVE



SNIPPET# H7S9321



SNIPPET# H7S9317



Pictavo Art Collections were created with you in mind! Love this look? Search SHOWTIME to find templates and Snippets designed to make laying out and customizing coordinating pages effortless.

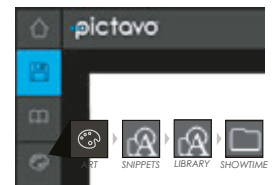
USING SHOWTIME SNIPPETS



TEMPLATE# H7T9289



SNIPPET# H7S9300



FROM ART, SELECT SNIPPETS, LIBRARY, SHOWTIME



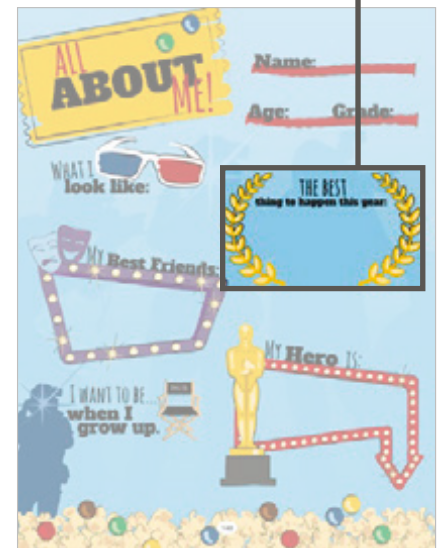
SNIPPET# H7S9334



TEMPLATE# H7T9293



SNIPPET# H7S9339



TEMPLATE# H7T9297



SNIPPET# H7S9307



SNIPPET# H7S9312



SHOWTIME


USING SHOWTIME ACCENTS



FROM ART, SELECT ACCENTS, LIBRARY, SHOWTIME



 INDICATES COLORABLE ART

 To use colorable art, place the art on your page, select the wand in the effects palette and choose a color.



To use accents, select, drag and drop onto your page. You can add Accents to any page, even a spread you've already placed a template on.

WANT MORE VARIETY?

Search the SKETCHED collection in Accents for additional finishing touches to your layout.



This is just the beginning! What you see on these pages is only a fraction of what Pictavo has in store for you. Search **SHOWTIME** in the Pictavo art palette to see all of the artwork available. Looking for the entire K8 Art Catalog? Search **CATALOG** in Pictavo Help (?) for a link to download the PDF.

USING SHOWTIME BACKGROUNDS



H7B9521




H7B9527



FROM ART, SELECT BACKGROUNDS, LIBRARY, SHOWTIME



H7B9540



H7B9552



H7B9579



H7B9563



H7B9556



H7B9548

Search the **BRIGHT BASICS** collection for seasonal and colorable backgrounds to complement any collection.



L6B1277



L6B1308



L6B1294

WHIMSY

YOUR BOOK COULD LOOK LIKE THIS



STOCK COVER DESIGNS

Let our design team do the work for you! Choose one of the pre-designed WHIMSY Stock Covers in Pictavo and just add your school name and year dates!



CUSTOM COVER DESIGNS

Feeling creative? Place your own background image or use a custom cover background. Add any other text, images or Snippets and you've created a custom cover without ever having to leave Pictavo!

This Custom Cover was created using:

Cover Background: H3C7787

Accent: H3A7495, H3A7544, H3A7538, H3A7562, H3A7578, H3A7646, H3A7617, H3A7591, H3A7589, H3A7536

**Custom covers may incur an additional cost. Contact your yearbook provider for details.*

GET THE LOOK

WHIMSY

To add a color to your Saved Colors:

- Select a color swatch above
- Click the Fill color swatch in the menu to the right
- Use the plus (+) found at the end of your Saved Colors library to add color to the menu


Be sure to save each swatch to your Saved Colors for easy access.

Recommended Collection Fonts:

Unkempt
American Typewriter
Quicksand

Use the WHIMSY starter page template (H3T0001) to save the collection's colors to your Saved Colors library. Set text defaults using collection fonts for a cohesive and consistent look.

WHIMSY Colors:



WHIMSY Fonts:

UNKEMPT

American Typewriter

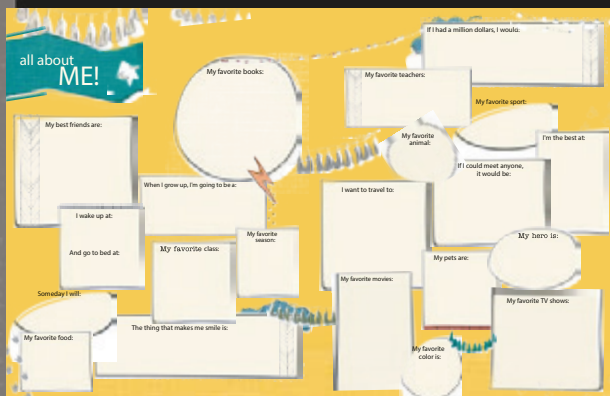
Quicksand



TEMPLATE# H317703

**COORDINATED ART
FROM START TO FINISH**

Inspired by the animal kingdom and the wonder of nature, WHIMSY is a playful, hand-drawn collection that is sure to capture the magic of your year!



TEMPLATE# H317707



TEMPLATE# H317701



TEMPLATE# H317702



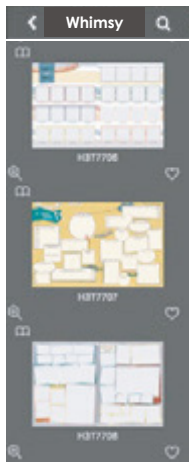
TEMPLATE# H317699

WHIMSY

USING WHIMSY TEMPLATES



FROM ART, SELECT TEMPLATES, LIBRARY, WHIMSY




Use the templates as-is or as a starting point for your perfect layout. Select a template—drag it directly from the Library and drop it onto your page. Once a template is on the page, drag images into photo boxes and customize text.

GET CREATIVE



SNIPPET# H3S7713




SNIPPET# H3S7765




Pictavo Art Collections were created with you in mind! Love this look? Search WHIMSY to find templates and Snippets designed to make laying out and customizing coordinating pages effortless.

USING WHIMSY SNIPPETS



TEMPLATE# H3T7696

HEADLINE
goes here
SNIPPET# H3S7746



FROM ART, SELECT SNIPPETS,
LIBRARY, WHIMSY



SNIPPET# H3S7742




TEMPLATE# H3T7697


SNIPPET# H3S7753



TEMPLATE# H3T7695



SNIPPET# H3S7723



SNIPPET# H3S7721

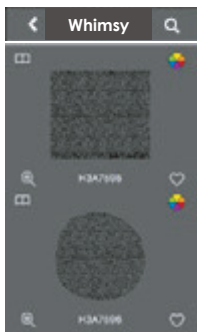


WHIMSY


USING WHIMSY ACCENTS



FROM ART, SELECT ACCENTS, LIBRARY, WHIMSY



 INDICATES COLORABLE ART

 To use colorable art, place the art on your page, select the wand in the effects palette and choose a color.



H3A7471



H3A7476



H3A7502



H3A7494



H3A7467



H3A7473



H3A7511



H3A7515



H3A7529



H3A7531



H3A7551



H3A7552



H3A7565



H3A7557



H3A7582



H3A7590



H3A7627



H3A7598



H3A7587



H3A7532




H3A7650



H3A7648



H3A7595




H3A7537

To use accents, select, drag and drop onto your page. You can add Accents to any page, even a spread you've already placed a template on.

WANT MORE VARIETY?

Search the **HAND DRAWN** collection in Accents for additional finishing touches to your layout. Layer **HAND DRAWN** Accents over similar **ICONIC** Accents for a look that blends perfectly with the **WHIMSY** style!



This is just the beginning! What you see on these pages is only a fraction of what Pictavo has in store for you. Search WHIMSY in the Pictavo art palette to see all of the artwork available. Looking for the entire K8 Art Catalog? Search CATALOG in Pictavo Help (?) for a link to download the PDF.

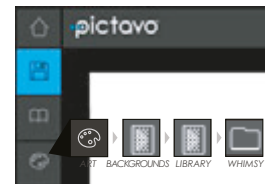
USING WHIMSY BACKGROUNDS



H3B7668




H3B7655



FROM ART, SELECT BACKGROUNDS, LIBRARY, WHIMSY



H3B7674



H3B7685



H3B7658



H3B7663




H3B7653



H3B7677

Search the BRIGHT BASICS collection for seasonal and colorable backgrounds to complement any collection.



L6B5898



L6B1358



L6B1341

SCRIBBLES

YOUR BOOK COULD LOOK LIKE THIS



STOCK COVER DESIGNS

Let our design team do the work for you! Choose one of the pre-designed SCRIBBLES Stock Covers in Pictavo and just add your school name and year dates!



CUSTOM COVER DESIGNS

Feeling creative? Place your own background image or use a custom cover background. Add any other text, images or Snippets and you've created a custom cover without ever having to leave Pictavo!

This Custom Cover was created using:

Cover Background: J7C5042
Accent: J7A2852, J7A3057, J7A3058, J7A3059, J7A3217, J7A3218, J7A3219, J7A3243

**Custom covers may incur an additional cost. Contact your yearbook provider for details.*

GET THE LOOK

SCRIBBLES

To add a color to your Saved Colors:

- Select a color swatch above
- Click the fill color swatch in the menu to the right
- Use the plus (+) found at the end of your Saved Colors library to add color to the menu

Be sure to save each swatch to your Saved Colors for easy access.

Recommended Collection Fonts:

FREDERICKA THE GREAT
Alex Brush
AMATIC SC BOLD

Use the SCRIBBLES starter page template (J7T0001) to save the collection's colors to your Saved Colors library. Set text defaults using collection fonts for a cohesive and consistent look.

SCRIBBLES Colors:



SCRIBBLES Fonts:


Fredericka the Great
Alex Brush
AMATIC SC



TEMPLATE# J7T4086

**COORDINATED ART
FROM START TO FINISH**

Filled with hand-drawn doodles and whimsy, the SCRIBBLES collection is a fun, unique style to pair with your photos and stories from the year!



TEMPLATE# J7T4084



TEMPLATE# J7T4083



TEMPLATE# J7T4091



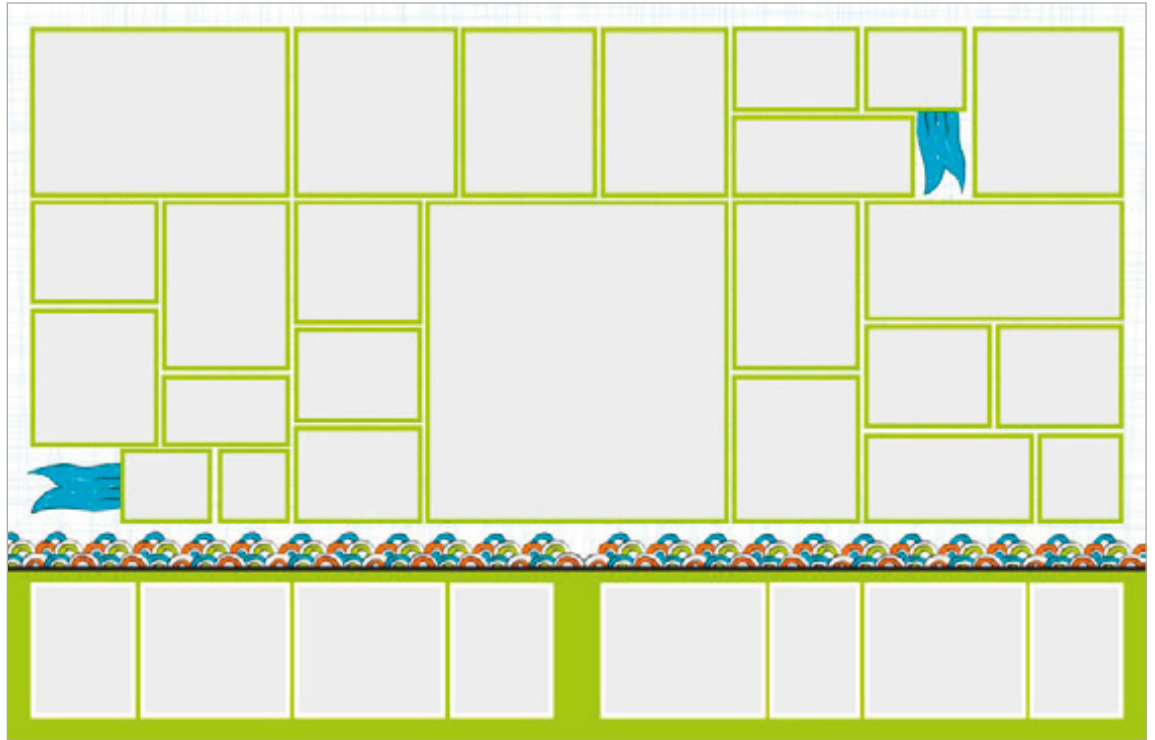
TEMPLATE# J7T4090

SCRIBBLES

USING SCRIBBLES TEMPLATES



FROM ART, SELECT TEMPLATES,
LIBRARY, SCRIBBLES



Use the templates as-is or as a starting point for your perfect layout. Select a template—drag it directly from the Library and drop it onto your page. Once a template is on the page, drag images into photo boxes and customize text.

GET CREATIVE

Snippets are easily customized by adjusting colors, fonts and moving/swapping accents.



SNIPPET# J7S5463



SNIPPET# J7S5334



Pictavo Art Collections were created with you in mind! Love this look? Search SCRIBBLES to find templates and Snippets designed to make laying out and customizing coordinating pages effortless.

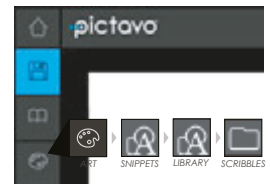
USING SCRIBBLES SNIPPETS



TEMPLATE# J7T4088



SNIPPET# J7S4547



FROM ART, SELECT SNIPPETS,
LIBRARY, SCRIBBLES




SNIPPET# J7S4550



TEMPLATE# J7T4090



SNIPPET# J7S4552



TEMPLATE# J7T4092



SNIPPET# J7S4546




SNIPPET# J7S4588

SCRIBBLES


USING SCRIBBLES ACCENTS




FROM ART, SELECT ACCENTS,
LIBRARY, SCRIBBLES



 INDICATES COLORABLE ART

 To use colorable art, place the art on your page, select the wand in the effects palette and choose a color.



To use accents, select, drag and drop onto your page. You can add Accents to any page, even a spread you've already placed a template on.

WANT MORE VARIETY?

Search the **HAND DRAWN** collection in Accents for additional finishing touches to your layout.



This is just the beginning! What you see on these pages is only a fraction of what Pictavo has in store for you.
Search SCRIBBLES in the Pictavo art palette to see all of the artwork available.
Looking for the entire K8 Art Catalog? Search CATALOG in Pictavo Help (?) for a link to download the PDF.

USING SCRIBBLES BACKGROUNDS



J7B2776



J7B2785



FROM ART, SELECT BACKGROUNDS,
LIBRARY, SCRIBBLES



J7B2789



J7B2800



J7B2820



J7B2819



J7B2803



J7B2798


Search the BRIGHT BASICS collection for seasonal and colorable backgrounds to complement any collection.



L6B1366



L6B1341



L6B1364


SCRAPBOOK

YOUR BOOK COULD LOOK LIKE THIS



STOCK COVER DESIGNS

Let our design team do the work for you! Choose one of the pre-designed SCRAPBOOK Stock Covers in Pictavo and just add your school name and year dates!



CUSTOM COVER DESIGNS

Feeling creative? Place your own background image or use a custom cover background. Add any other text, images or Snippets and you've created a custom cover without ever having to leave Pictavo!

This Custom Cover was created using:

Cover Background: J3C5054
Accent: J3A2714, J3A2717, J3A2721, J3A2723, J3A2725, J3A2752, J3A2633

**Custom covers may incur an additional cost. Contact your yearbook provider for details.*

GET THE LOOK

SCRAPBOOK

To add a color to your Saved Colors:

- Select a color swatch above
- Click the Fill color swatch in the menu to the right
- Use the plus (+) found at the end of your Saved Colors library to add color to the menu

Be sure to save each swatch to your Saved Colors for easy access.

Recommended Collection Fonts:

ANTON
AMATIC SC
Century Gothic

Use the SCRAPBOOK starter page template (J3T0001) to save the collection's colors to your Saved Colors library. Set text defaults using collection fonts for a cohesive and consistent look.

SCRAPBOOK Colors:



SCRAPBOOK Fonts:

Anton
AMATIC SC
Century Gothic



TEMPLATE# J3T4057

**COORDINATED ART
FROM START TO FINISH**

Nothing says memories like a hand-crafted SCRAPBOOK! Washi tape, construction paper and stickers fill this collection with heart-warming charm.



TEMPLATE# J3T4063



TEMPLATE# J3T4056



TEMPLATE# J3T4052



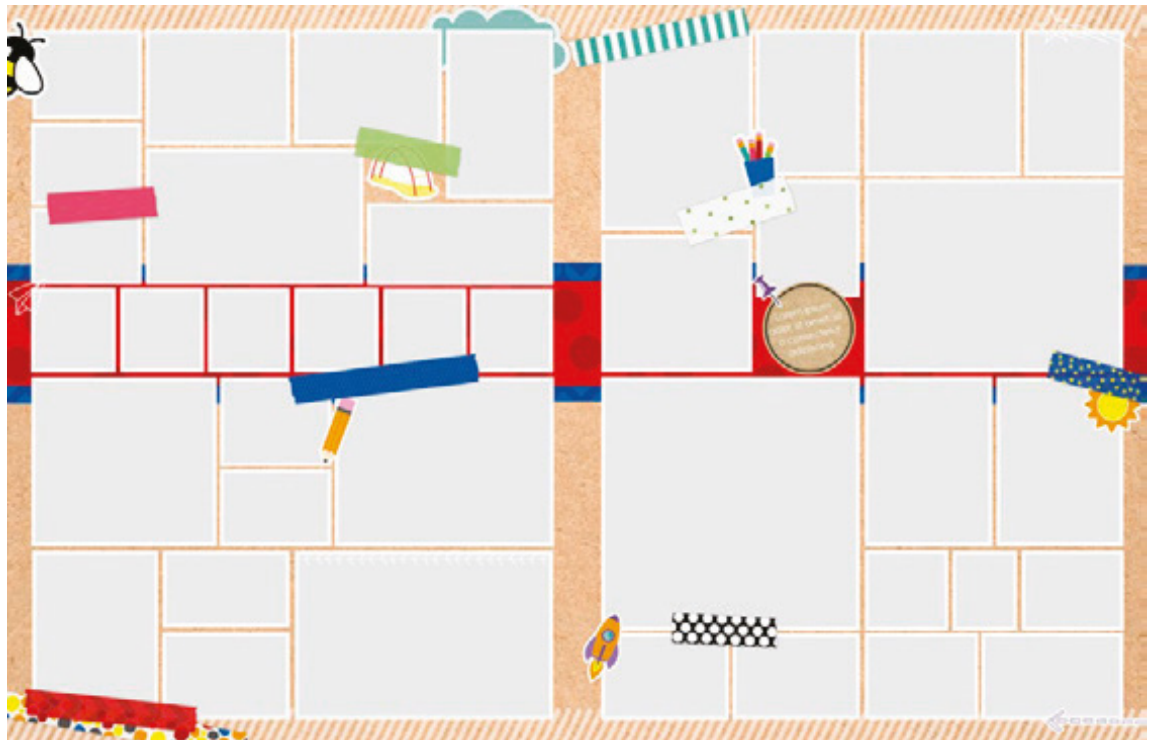
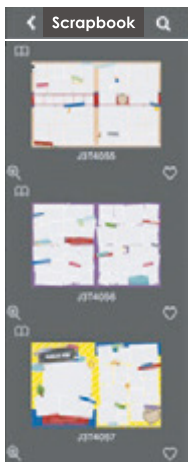
TEMPLATE# J3T4059

SCRAPBOOK

USING SCRAPBOOK TEMPLATES





FROM ART, SELECT TEMPLATES,
LIBRARY, SCRAPBOOK



Use the templates as-is or as a starting point for your perfect layout. Select a template—drag it directly from the Library and drop it onto your page. Once a template is on the page, drag images into photo boxes and customize text.

GET CREATIVE

Snippets are easily customized by adjusting colors, fonts and moving/swapping accents.



Pictavo Art Collections were created with you in mind! Love this look? Search SCRAPBOOK to find templates and Snippets designed to make laying out and customizing coordinating pages effortless.

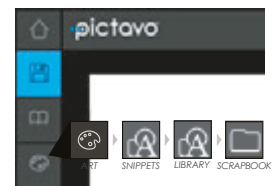
USING SCRAPBOOK SNIPPETS



TEMPLATE# J3T4056



SNIPPET# J3S4476



FROM ART, SELECT SNIPPETS,
LIBRARY, SCRAPBOOK



SNIPPET# J3S4483




TEMPLATE# J3T4061



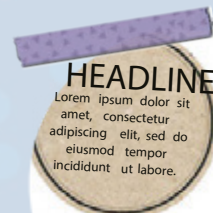
TEMPLATE# J3T4053



SNIPPET# J3S4458



SNIPPET# J3S4456

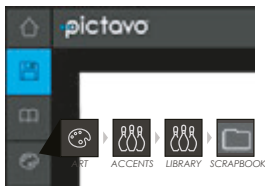


SNIPPET# J3S4471

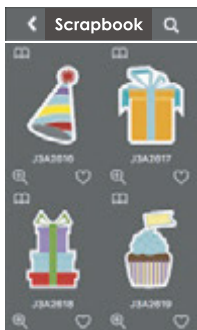


SCRAPBOOK

USING SCRAPBOOK ACCENTS



FROM ART, SELECT ACCENTS, LIBRARY, SCRAPBOOK



J3A2619



J3A2617



J3A2648



J3A2638



J3A2652



J3A2653



J3A2710



J3A2768



J3A2759



J3A2761



J3A2752



J3A2747



J3A2741



J3A2625



J3A2738



J3A2740



J3A2721



J3A2709



J3A2616



J3A2632



J3A2690



J3A2717



J3A2719



J3A2762

To use accents, select, drag and drop onto your page. You can add Accents to any page, even a spread you've already placed a template on.

WANT MORE VARIETY?

Search the HAND DRAWN and COLORFUL collections in Accents for additional finishing touches to your layout.



Q2A0636



Q2A0700



P7A0074



P7A0087



P7A0058



P7A0096



Q2A0814



P7A0244



P7A0222



Q2A0630



Q2A0616



Q2A0632



Q2A0675



P7A0232



P7A0080



Q2A0725



Q2A0600



P7A0033



Q2A0626



P7A0110




P7A0147




P7A0044

This is just the beginning! What you see on these pages is only a fraction of what Pictavo has in store for you.
Search SCRAPBOOK in the Pictavo art palette to see all of the artwork available.
Looking for the entire K8 Art Catalog? Search CATALOG in Pictavo Help (?) for a link to download the PDF.

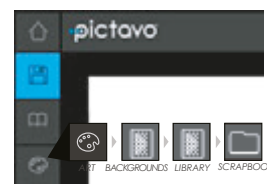
USING SCRAPBOOK BACKGROUNDS




J3B2572



J3B2573



FROM ART, SELECT BACKGROUNDS,
LIBRARY, SCRAPBOOK



J3B2584




J3B2565



J3B2557



J3B2595



J3B2587



J3B2560


Search the BRIGHT BASICS collection for seasonal and colorable backgrounds to complement any collection.



L6B3458



L6B1297



L6B1307

ABSTRACT

YOUR BOOK COULD LOOK LIKE THIS



STOCK COVER DESIGNS

Let our design team do the work for you! Choose one of the pre-designed ABSTRACT Stock Covers in Pictavo and just add your school name and year dates!



CUSTOM COVER DESIGNS

Feeling creative? Place your own background image or use a custom cover background. Add any other text, images or Snippets and you've created a custom cover without ever having to leave Pictavo!

This Custom Cover was created using:

Cover Background: J5C5048

Title Snippet: J5T5165

Accent: P3A5664

**Custom covers may incur an additional cost. Contact your yearbook provider for details.*

GET THE LOOK



Use the ABSTRACT starter page template (J5T0001) to save the collection's colors to your Saved Colors library. Set text defaults using collection fonts for a cohesive and consistent look.

ABSTRACT Colors:



ABSTRACT Fonts:

SUE ELLEN
Wire One
suelen



TEMPLATE# J5T4073

COORDINATED ART FROM START TO FINISH
Each and every accent in the ABSTRACT collection is colorable, making this collection the most customizable in our library! Use the ABSTRACT color palette provided or create your own color palette unique to your school—your options are truly endless!



TEMPLATE# J5T4078



TEMPLATE# J5T4068



TEMPLATE# J5T4072



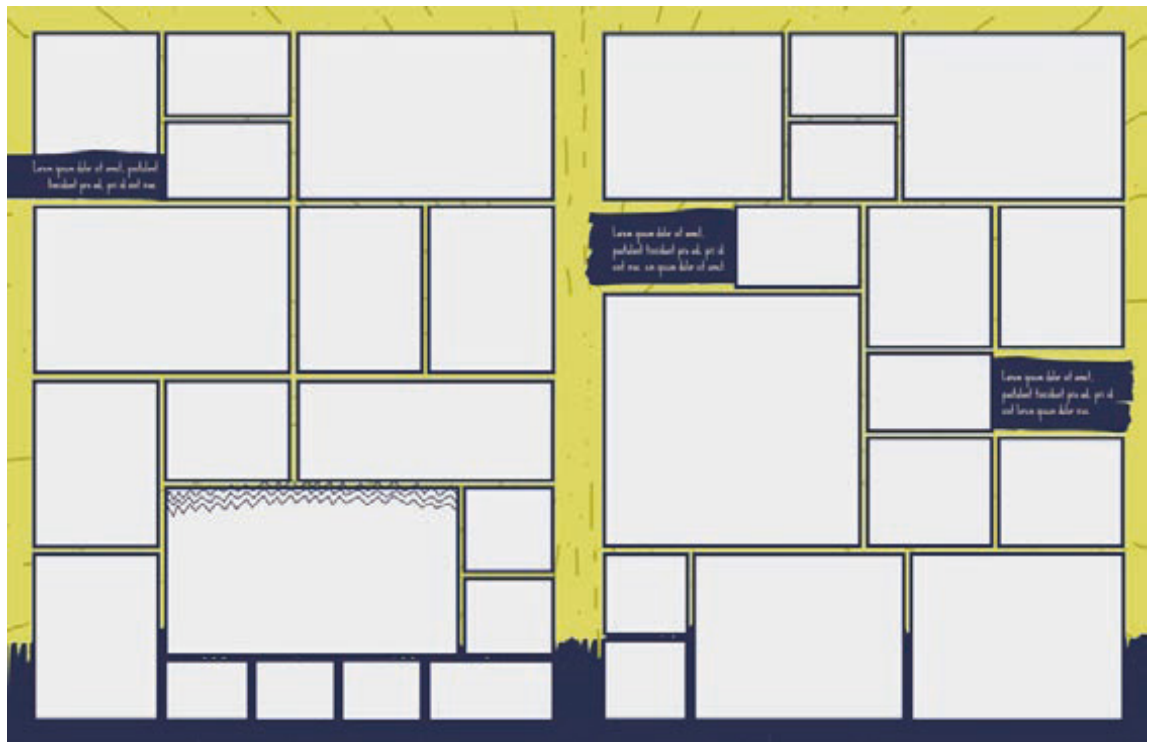

TEMPLATE# J5T4071

ABSTRACT

USING ABSTRACT TEMPLATES



FROM ART, SELECT TEMPLATES, LIBRARY, ABSTRACT






Use the templates as-is or as a starting point for your perfect layout. Select a template—drag it directly from the Library and drop it onto your page. Once a template is on the page, drag images into photo boxes and customize text.

GET CREATIVE


Snippets are easily customized by adjusting colors, fonts and moving/swapping accents.



SNIPPET# J5S4522




SNIPPET# J5S4526



Pictavo Art Collections were created with you in mind! Love this look? Search ABSTRACT to find templates and Snippets designed to make laying out and customizing coordinating pages effortless.

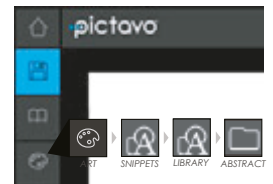
USING ABSTRACT SNIPPETS



TEMPLATE# J5T4067



SNIPPET# J5S4525



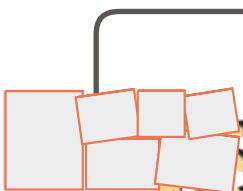
FROM ART, SELECT SNIPPETS,
LIBRARY, ABSTRACT



SNIPPET# J5S4527



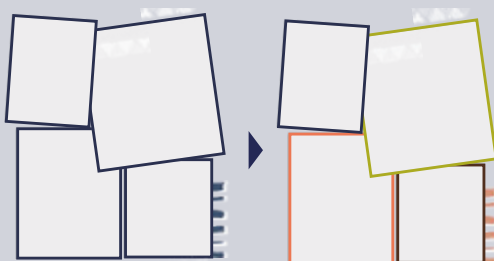
TEMPLATE# J5T4075



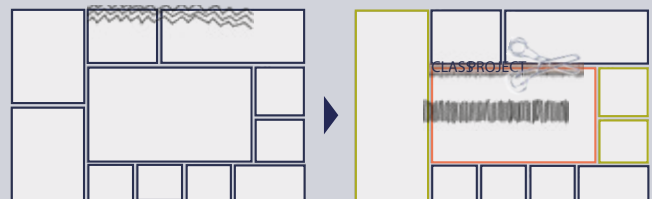
SNIPPET# J5S4517



TEMPLATE# J5T4078



SNIPPET# J5S4493



SNIPPET# J5S4504

ABSTRACT


USING ABSTRACT ACCENTS




FROM ART, SELECT ACCENTS, LIBRARY, ABSTRACT



 INDICATES COLORABLE ART

 To use colorable art, place the art on your page, select the wand in the effects palette and choose a color.



To use accents, select, drag and drop onto your page. You can add Accents to any page, even a spread you've already placed a template on.


WANT MORE VARIETY?

Search the **HAND DRAWN** collection in Accents for additional finishing touches to your layout.



This is just the beginning! What you see on these pages is only a fraction of what Pictavo has in store for you.
Search **ABSTRACT** in the Pictavo art palette to see all of the artwork available.
Looking for the entire K8 Art Catalog? Search **CATALOG** in Pictavo Help (?) for a link to download the PDF.

USING ABSTRACT BACKGROUNDS



J5B3376



J5B3383




FROM ART, SELECT BACKGROUNDS,
LIBRARY, ABSTRACT




J5B3382



J5B3407



J5B3403



J5B3381




J5B3402




J5B3385

Search the **BRIGHT BASICS** collection for seasonal and colorable backgrounds to complement any collection.



L6B1355



L6B1362



L6B3446

COMIC BOOK

YOUR BOOK COULD LOOK LIKE THIS



STOCK COVER DESIGNS

Let our design team do the work for you! Choose one of the pre-designed COMIC BOOK Stock Covers in Pictavo and just add your school name and year dates!



CUSTOM COVER DESIGNS

Feeling creative? Place your own background image or use a custom cover background. Add any other text, images or Snippets and you've created a custom cover without ever having to leave Pictavo!

This Custom Cover was created using:

Cover Background: H6C5022
Accent: H6A1993, H6A1994, H6A1995, H6A2026, H6A2030, H6A2083, H6A2084, H6A2114, H6A2115

**Custom covers may incur an additional cost. Contact your yearbook provider for details.*

GET THE LOOK

COMIC BOOK

To add a color to your Saved Colors:

- Select a color swatch above
- Click the fill color swatch in the menu to the right
- Use the plus (+) found at the end of your Saved Colors library to add color to the menu

Be sure to save each swatch to your Saved Colors for easy access.

Recommended Collection Fonts:

KAPOW
HAPPY MONKEY

Use the COMIC BOOK starter page template (H6T0001) to save the collection's colors to your Saved Colors library. Set text defaults using collection fonts for a cohesive and consistent look.

COMIC BOOK Colors:



COMIC BOOK Fonts:

KAPOW
HAPPY MONKEY
Happy Monkey



TEMPLATE# H6T4030

COORDINATED ART FROM START TO FINISH


Show everyone you've had a super year with the COMIC BOOK collection! Fill your pages with art inspired by comic books and you'll be everyone's hero!




TEMPLATE# H6T4022



TEMPLATE# H6T4031



TEMPLATE# H6T4025



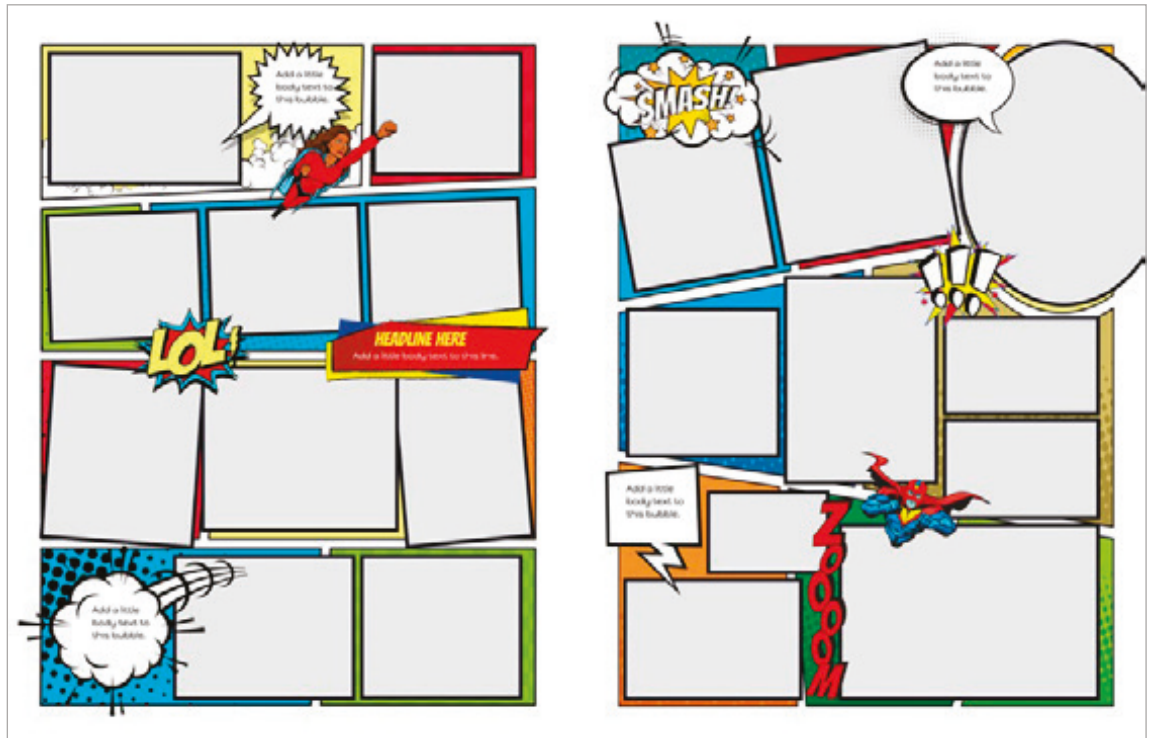
TEMPLATE# H6T4032

COMIC BOOK

USING COMIC BOOK TEMPLATES



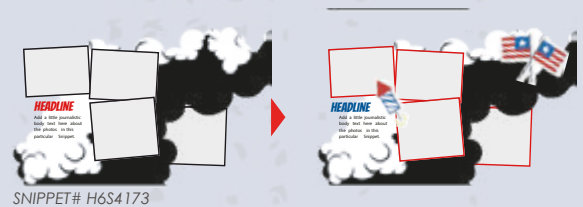
FROM ART, SELECT TEMPLATES, LIBRARY, COMIC BOOK



Use the templates as-is or as a starting point for your perfect layout. Select a template—drag it directly from the Library and drop it onto your page. Once a template is on the page, drag images into photo boxes and customize text.

GET CREATIVE

Snippets are easily customized by adjusting colors, fonts and moving/swapping accents.

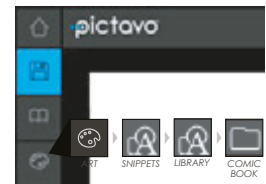


Pictavo Art Collections were created with you in mind! Love this look? Search COMIC BOOK to find templates and Snippets designed to make laying out and customizing coordinating pages effortless.

USING COMIC BOOK SNIPPETS




TEMPLATE# H6T4022



FROM ART, SELECT SNIPPETS,
LIBRARY, COMIC BOOK



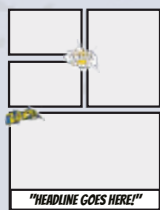
TEMPLATE# H6T4029



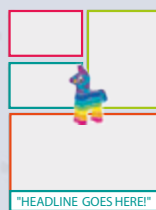
TEMPLATE# H6T4031



SNIPPET# H6S4178



SNIPPET# H6S4190



"HEADLINE GOES HERE!"



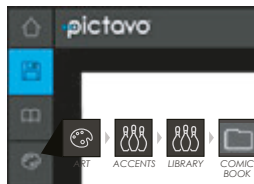
SNIPPET# H6S4206



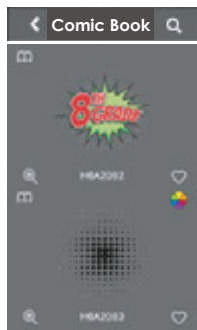
HEADLINE TEXT

COMIC BOOK


USING COMIC BOOK ACCENTS




FROM ART, SELECT ACCENTS, LIBRARY, COMIC BOOK



 INDICATES COLORABLE ART

 To use colorable art, place the art on your page, select the wand in the effects palette and choose a color.



To use accents, select, drag and drop onto your page. You can add Accents to any page, even a spread you've already placed a template on.

WANT MORE VARIETY?

Search the **HAND DRAWN** collection in Accents for additional finishing touches to your layout.




This is just the beginning! What you see on these pages is only a fraction of what Pictavo has in store for you. Search COMIC BOOK in the Pictavo art palette to see all of the artwork available. Looking for the entire K8 Art Catalog? Search CATALOG in Pictavo Help (?) for a link to download the PDF.

USING COMIC BOOK BACKGROUNDS




H6B1987




H6B1980




FROM ART, SELECT BACKGROUNDS, LIBRARY, COMIC BOOK



H6B1981



H6B1988



H6B1983



H6B1989




H6B1979



H6B1986

Search the BRIGHT BASICS collection for seasonal and colorable backgrounds to complement any collection.



L6B1317



L6B1339



L6B1356


CHALKBOARD

YOUR BOOK COULD LOOK LIKE THIS



STOCK COVER DESIGNS

Let our design team do the work for you! Choose one of the pre-designed CHALKBOARD Stock Covers in Pictavo and just add your school name and year dates!



CUSTOM COVER DESIGNS

Feeling creative? Place your own background image or use a custom cover background. Add any other text, images or Snippets and you've created a custom cover without ever having to leave Pictavo!

This Custom Cover was created using:

Cover Background: H4C5014

Title Snippet: H4ST4307

Accent: H4A1851

**Custom covers may incur an additional cost. Contact your yearbook provider for details.*

GET THE LOOK

CHALKBOARD

To add a color to your Saved Colors:

- Select a color swatch above
- Click the fill color swatch in the menu to the right
- Use the plus (+) found at the end of your Saved Colors library to add color to the menu

Be sure to save each swatch to your Saved Colors for easy access.

Recommended Collection Fonts:

CABIN SKETCH
AMATIC SC
JosefinSlab

Use the CHALKBOARD starter page template (H4T0001) to save the collection's colors to your Saved Colors library. Set text defaults using collection fonts for a cohesive and consistent look.

CHALKBOARD Colors:



CHALKBOARD Fonts:

CABIN SKETCH
AMATIC SC
Josefin Slab



TEMPLATE# H4T4011

COORDINATED ART FROM START TO FINISH

The CHALKBOARD collection is bold, bright and dynamic—fun and just a little bit retro. Get creative with fonts and word art with this delightful collection!



TEMPLATE# H4T4017



TEMPLATE# H4T4015



TEMPLATE# H4T4012




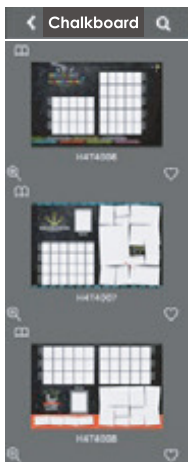
TEMPLATE# H4T4008

CHALKBOARD

USING CHALKBOARD TEMPLATES



FROM ART, SELECT TEMPLATES, LIBRARY, CHALKBOARD



Use the templates as-is or as a starting point for your perfect layout. Select a template—drag it directly from the Library and drop it onto your page. Once a template is on the page, drag images into photo boxes and customize text.

GET CREATIVE

Snippets are easily customized by adjusting colors, fonts and moving/swapping accents.



Pictavo Art Collections were created with you in mind! Love this look? Search CHALKBOARD to find templates and Snippets designed to make laying out and customizing coordinating pages effortless.

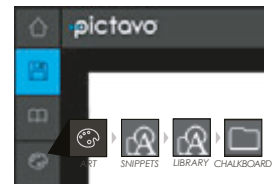
USING CHALKBOARD SNIPPETS



TEMPLATE# H4T4012



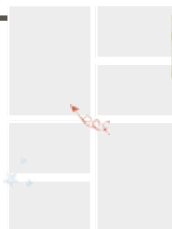
SNIPPET# H4S4300



FROM ART, SELECT SNIPPETS, LIBRARY, CHALKBOARD



TEMPLATE# H4T4007




SNIPPET# H4S4301



TEMPLATE# H4T4014



SNIPPET# H4S4298



SNIPPET# H4S4303



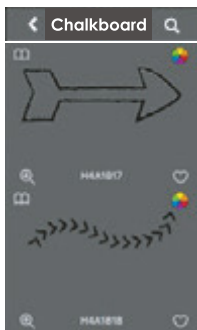
SNIPPET# H4S4289

CHALKBOARD


USING CHALKBOARD ACCENTS

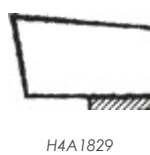
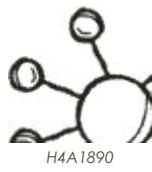



FROM ART, SELECT ACCENTS, LIBRARY, CHALKBOARD



 INDICATES COLORABLE ART


 To use colorable art, place the art on your page, select the wand in the effects palette and choose a color.



To use accents, select, drag and drop onto your page. You can add Accents to any page, even a spread you've already placed a template on.

WANT MORE VARIETY?

Search the **HAND DRAWN** collection in Accents for additional finishing touches to your layout.



This is just the beginning! What you see on these pages is only a fraction of what Pictavo has in store for you. Search CHALKBOARD in the Pictavo art palette to see all of the artwork available. Looking for the entire K8 Art Catalog? Search CATALOG in Pictavo Help (?) for a link to download the PDF.

USING CHALKBOARD BACKGROUNDS



H4B1804



H4B1805



FROM ART, SELECT BACKGROUNDS,
LIBRARY, CHALKBOARD



H4B1811




H4B1807



H4B1808



H4B1809



H4B1810



H4B1812


Search the BRIGHT BASICS collection for seasonal and colorable backgrounds to complement any collection.



L6B1362




L6B1353



L6B3459


MODERN ICON

YOUR BOOK COULD LOOK LIKE THIS



STOCK COVER DESIGNS

Let our design team do the work for you! Choose one of the pre-designed MODERN ICON Stock Covers in Pictavo and just add your school name and year dates!



CUSTOM COVER DESIGNS

Feeling creative? Place your own background image or use a custom cover background. Add any other text, images or Snippets and you've created a custom cover without ever having to leave Pictavo!


This Custom Cover was created using:

Cover Background: J1C5035

Accent: J1A2369, J1A2477, J1A3525, J1A2383

**Custom covers may incur an additional cost. Contact your yearbook provider for details.*

GET THE LOOK



Use the MODERN ICON starter page template (J1T0001) to save the collection's colors to your Saved Colors library. Set text defaults using collection fonts for a cohesive and consistent look.

MODERN ICON Colors:



MODERN ICON Fonts:

Roboto Slab
Just Another Hand
Quicksand



TEMPLATE# J1T3528

COORDINATED ART FROM START TO FINISH

MODERN ICON is a new twist on a classic look! Get creative with bright, simple backgrounds and traditional school-themed accents in a rainbow color palette.



TEMPLATE# J1T3530



TEMPLATE# J1T3529



TEMPLATE# J1T3526



TEMPLATE# J1T3524

MODERN ICON

USING MODERN ICON TEMPLATES



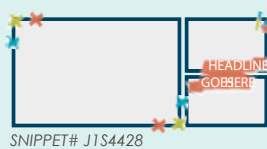
FROM ART, SELECT TEMPLATES, LIBRARY, MODERN ICON



Use the templates as-is or as a starting point for your perfect layout. Select a template—drag it directly from the Library and drop it onto your page. Once a template is on the page, drag images into photo boxes and customize text.

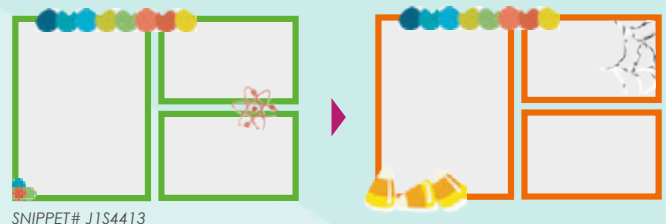
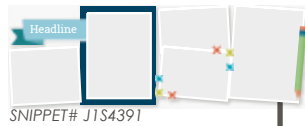
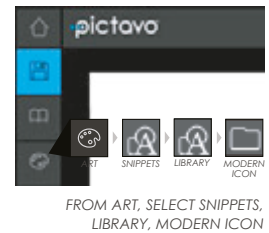
GET CREATIVE

Snippets are easily customized by adjusting colors, fonts and moving/swapping accents.



Pictavo Art Collections were created with you in mind! Love this look? Search MODERN ICON to find templates and Snippets designed to make laying out and customizing coordinating pages effortless.

USING MODERN ICON SNIPPETS




MODERN ICON


USING MODERN ICON ACCENTS



FROM ART, SELECT ACCENTS, LIBRARY, MODERN ICON



 INDICATES COLORABLE ART

 To use colorable art, place the art on your page, select the wand in the effects palette and choose a color.



J1A2349



J1A2382



J1A2365



J1A2360



J1A3537



J1A2390



J1A2406



J1A2408



J1A2414



J1A2428



J1A2422



J1A2418



J1A2439



J1A2441



J1A2463



J1A2461



J1A2478



J1A2489



J1A2493



J1A2496



J1A2532



J1A2510



J1A2547



J1A2495

To use accents, select, drag and drop onto your page. You can add Accents to any page, even a spread you've already placed a template on.

WANT MORE VARIETY?

Search the **COLORFUL** collection in Accents for additional finishing touches to your layout.



P7A0010



P7A0017



P7A0351



P7A0370



P7A0040



P7A0233



P7A0245



P7A0535



P7A0047



P7A0065



P7A0533



P7A0214



P7A0210



P7A0111



P7A0303



P7A0330



P7A0437



P7A0581



P7A0337



P7A0314



P7A0058



P7A0339

This is just the beginning! What you see on these pages is only a fraction of what Pictavo has in store for you. Search MODERN ICON in the Pictavo art palette to see all of the artwork available. Looking for the entire K8 Art Catalog? Search CATALOG in Pictavo Help (?) for a link to download the PDF.

USING MODERN ICON BACKGROUNDS



J1B2342



J1B2333



FROM ART, SELECT BACKGROUNDS, LIBRARY, MODERN ICON



J1B2345



J1B2340




J1B2321



J1B2320



J1B2331




J1B2346


Search the BRIGHT BASICS collection for seasonal and colorable backgrounds to complement any collection.



L6B1371



L6B1316



L6B3456


KRAFT PAPER

YOUR BOOK COULD LOOK LIKE THIS



STOCK COVER DESIGNS

Let our design team do the work for you! Choose one of the pre-designed KRAFT PAPER Stock Covers in Pictavo and just add your school name and year dates!



CUSTOM COVER DESIGNS

Feeling creative? Place your own background image or use a custom cover background. Add any other text, images or Snippets and you've created a custom cover without ever having to leave Pictavo!

This Custom Cover was created using:
Cover Background: J9C5036

**Custom covers may incur an additional cost.
Contact your yearbook provider for details.*

GET THE LOOK

KRAFT PAPER

To add a color to your Saved Colors:

- Select a color swatch above
- Click the fill color swatch in the menu to the right
- Use the plus (+) found at the end of your Saved Colors library to add color to the menu

Be sure to save each swatch to your Saved Colors for easy access.

Recommended Collection Fonts:

CHELSEA MARKET
sacramento
Quicksand

Use the KRAFT PAPER starter page template (J9T0001) to save the collection's colors to your Saved Colors library. Set text defaults using collection fonts for a cohesive and consistent look.

KRAFT PAPER Colors:



KRAFT PAPER Fonts:

CHELSEA
MARKET
sacramento
Quicksand



TEMPLATE# J9T4104

COORDINATED ART FROM START TO FINISH

The eclectic style of the KRAFT PAPER collection combines a cheerful color palette with the look of paper crafts for the perfect mix of fresh and fun.



TEMPLATE# J9T4098



TEMPLATE# J9T4101



TEMPLATE# J9T4102




TEMPLATE# J9T4106

KRAFT PAPER

USING KRAFT PAPER TEMPLATES




FROM ART, SELECT TEMPLATES, LIBRARY, KRAFT PAPER



Use the templates as-is or as a starting point for your perfect layout. Select a template—drag it directly from the Library and drop it onto your page. Once a template is on the page, drag images into photo boxes and customize text.

GET CREATIVE

Snippets are easily customized by adjusting colors, fonts and moving/swapping accents.



SNIPPET# J9S4597



SNIPPET# J9S4608



Pictavo Art Collections were created with you in mind! Love this look? Search KRAFT PAPER to find templates and Snippets designed to make laying out and customizing coordinating pages effortless.

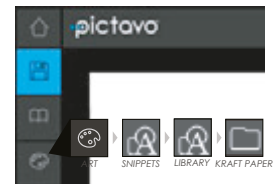
USING KRAFT PAPER SNIPPETS



TEMPLATE# J9T4101



SNIPPET# J9S4596



FROM ART, SELECT SNIPPETS, LIBRARY, KRAFT PAPER



TEMPLATE# J9T4102




SNIPPET# J9S4597



TEMPLATE# J9T4099



SNIPPET# J9S4598



SNIPPET# J9S4611

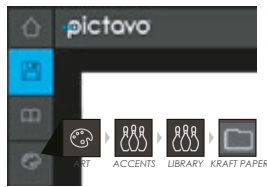


SNIPPET# J9S4627



KRAFT PAPER


USING KRAFT PAPER ACCENTS

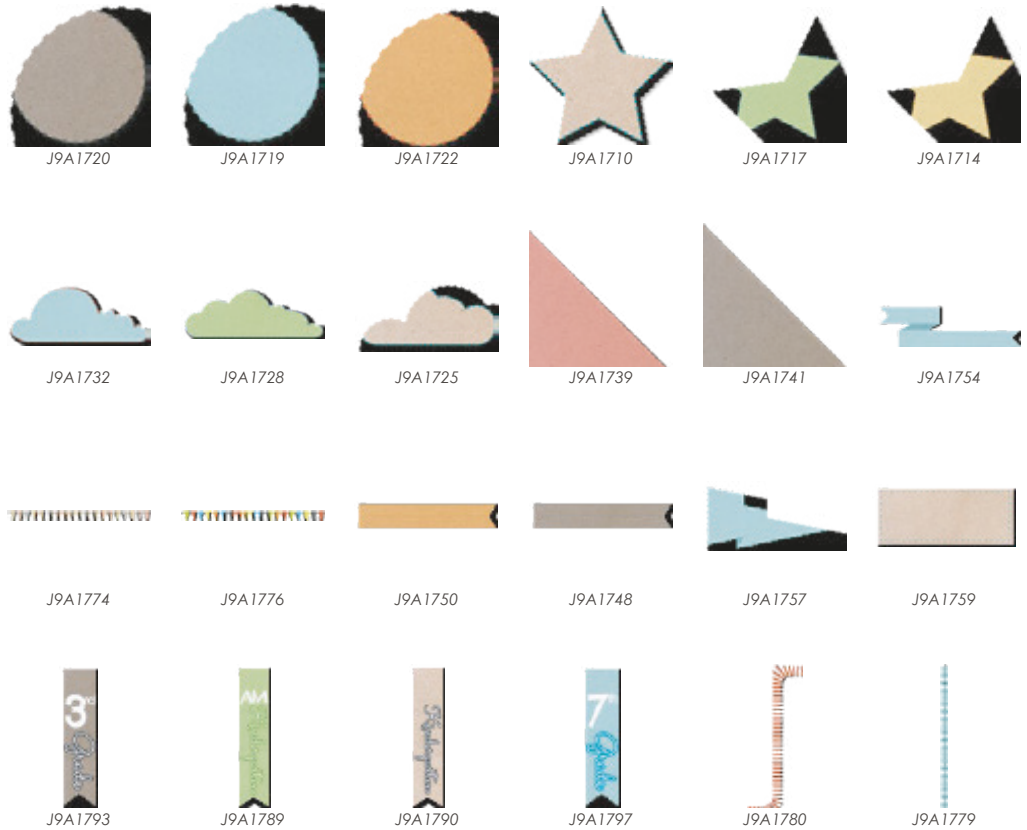


FROM ART, SELECT ACCENTS, LIBRARY, KRAFT PAPER



 INDICATES COLORABLE ART

 To use colorable art, place the art on your page, select the wand in the effects palette and choose a color.



To use accents, select, drag and drop onto your page. You can add Accents to any page, even a spread you've already placed a template on.

WANT MORE VARIETY?

Search the **COLORFUL** and **HAND DRAWN** collections in Accents for additional finishing touches to your layout.



This is just the beginning! What you see on these pages is only a fraction of what Pictavo has in store for you.
Search **KRAFT PAPER** in the Pictavo art palette to see all of the artwork available.
Looking for the entire K8 Art Catalog? Search **CATALOG** in Pictavo Help (?) for a link to download the PDF.

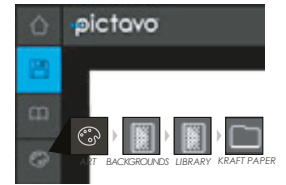
USING KRAFT PAPER BACKGROUNDS



J9B1687



J9B1700




FROM ART, SELECT BACKGROUND,
LIBRARY, KRAFT PAPER



J9B1707



J9B1697



J9B1684



J9B1688



J9B1694



J9B1701

Search the **BRIGHT BASICS** collection for seasonal and colorable backgrounds to complement any collection.



L6B3464



L6B1365



L6B1358

ARCADE

YOUR BOOK COULD LOOK LIKE THIS



STOCK COVER DESIGNS

Let our design team do the work for you! Choose one of the pre-designed ARCADE Stock Covers in Pictavo and just add your school name and year dates!

Additional color options available in Pictavo.



CUSTOM COVER DESIGNS

Feeling creative? Place your own background image or use a custom cover background. Add any other text, images or Snippets and you've created a custom cover without ever having to leave Pictavo!

This Custom Cover was created using:

Cover Background: E7C8139
Accents: E7A7836, E7A7839, E7A7840, E7A7847, E7A7848, E7A7879, E7A7904, E7A7912, E7A7917

**Custom covers may incur an additional cost. Contact your yearbook provider for details.*

GET THE LOOK

ARCADE

To add a color to your Saved Colors:

- Select a color swatch above
- Click the Fill color swatch in the menu to the right
- Use the plus (+) found at the end of your Saved Colors library to add color to the menu

Be sure to save each swatch to your Saved Colors for easy access.

Recommended Collection Fonts:

TEKO BOLD
TEKO LIGHT
Quicksand

Use the ARCADE starter page template (E7T0001) to save the collection's colors to your Saved Colors library. Set text defaults using collection fonts for a cohesive and consistent look.

ARCADE Colors:



ARCADE Fonts:

TEKO BOLD
TEKO LIGHT
Quicksand



**COORDINATED ART
FROM START TO FINISH**

Nothing says 'high score' like Pictavo's ARCADE collection. Old-school, pixel-style graphic elements and smooth, modern interface designs are a perfect blend in this technology inspired art set!

TEMPLATE# E7T8053



TEMPLATE# E7T8044



TEMPLATE# E7T8054



TEMPLATE# E7T8048



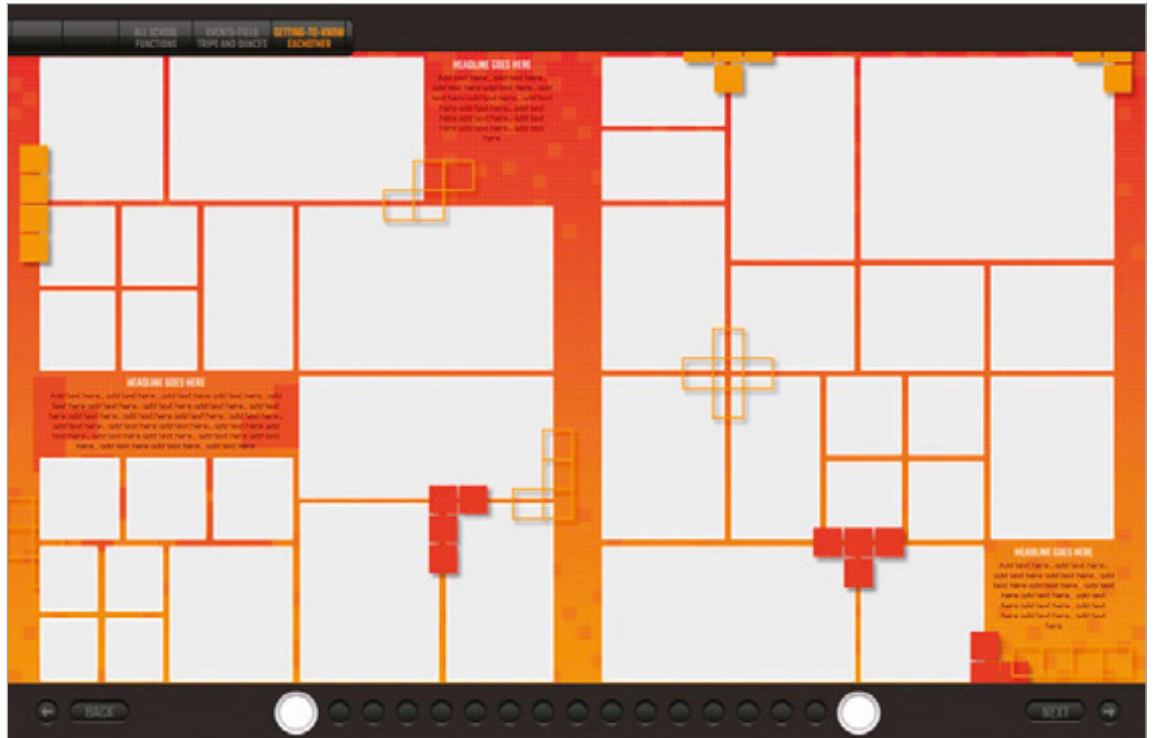
TEMPLATE# E7T8063

ARCADE

USING ARCADE TEMPLATES



FROM ART, SELECT TEMPLATES, LIBRARY, ARCADE



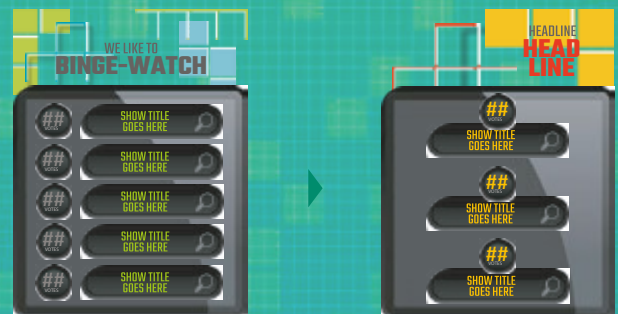
Use the templates as-is or as a starting point for your perfect layout. Select a template—drag it directly from the Library and drop it onto your page. Once a template is on the page, drag images into photo boxes and customize text.

GET CREATIVE

Snippets are easily customized by adjusting colors, fonts and moving/swapping accents.



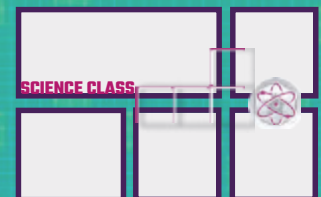
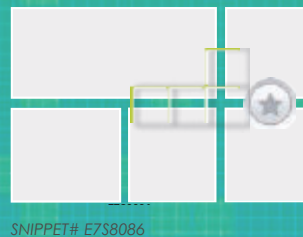

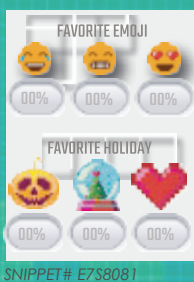
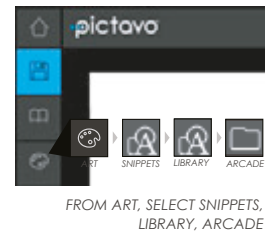
SNIPPET# E7S8092



SNIPPET# E7S8104

Pictavo Art Collections were created with you in mind! Love this look? Search ARCADE to find templates and Snippets designed to make laying out and customizing coordinating pages effortless.

USING ARCADE SNIPPETS




ARCADE


USING ARCADE ACCENTS



FROM ART, SELECT ACCENTS, LIBRARY, ARCADE



 INDICATES COLORABLE ART

 To use colorable art, place the art on your page, select the wand in the effects palette and choose a color.



E7A7854



E7A7863



E7A7866



E7A7879



E7A7892



E7A7895



E7A7851



E7A7907



E7A7914



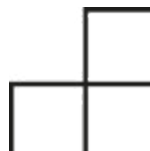
E7A7920



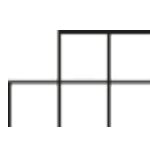
E7A7919



E7A7906



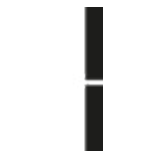
E7A7838



E7A7836



E7A7847



E7A7849



E7A7923



E7A7928



E7A7931




E7A7955



E7A8007



E7A7948



E7A7977



E7A7987

To use accents, select, drag and drop onto your page. You can add Accents to any page, even a spread you've already placed a template on.

WANT MORE VARIETY?

Search the **ICONIC** collections in Accents for additional finishing touches to your layout.



N8A6768



N8A6730



N8A6712



N8A6751



N8A6774



N8A6801



N8A6799



N8A6806



N8A6817




N8A6823



N8A6836



N8A6819



N8A6725



N8A6724



N8A6851



N8A6821



N8A6858



N8A6857



N8A6856



N8A6747



N8A6846



N8A6824

This is just the beginning! What you see on these pages is only a fraction of what Pictavo has in store for you.
Search ARCADE in the Pictavo art palette to see all of the artwork available.
Looking for the entire K8 Art Catalog? Search CATALOG in Pictavo Help (?) for a link to download the PDF.

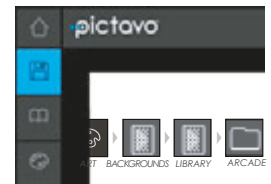
USING ARCADE BACKGROUNDS



E7B8032



E7B8036



FROM ART, SELECT BACKGROUNDS,
LIBRARY, ARCADE



E7B8028



E7B8029



E7B8037



E7B8033




E7B8040



E7B8042

Search the BRIGHT BASICS collection for seasonal and colorable backgrounds to complement any collection.



L6B1350



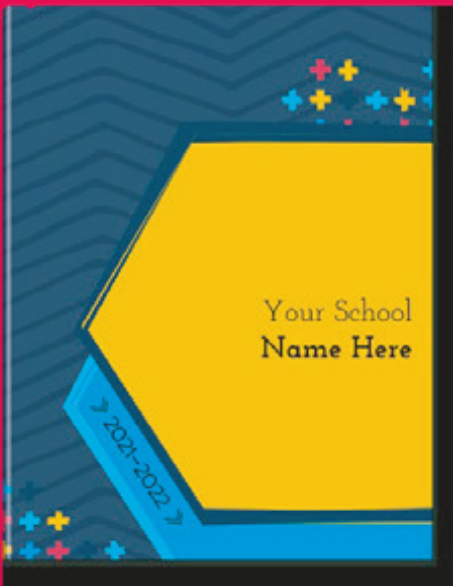
L6B3470



L6B5896

HOMEROOM


YOUR BOOK COULD LOOK LIKE THIS



STOCK COVER DESIGNS

Let our design team do the work for you! Choose one of the pre-designed HOMEROOM Stock Covers in Pictavo and just add your school name and year dates!

Additional color options available in Pictavo.



CUSTOM COVER DESIGNS

Feeling creative? Place your own background image or use a custom cover background. Add any other text, images or Snippets and you've created a custom cover without ever having to leave Pictavo!

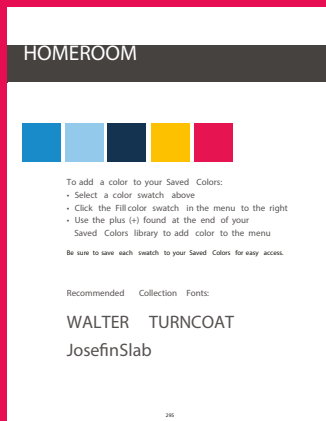
This Custom Cover was created using:

Cover Background: F7C6698

Accents: F7A6567, F7A6579, F7A6626, F7A6603, F7A6556, F7A6509, F7A6557

**Custom covers may incur an additional cost. Contact your yearbook provider for details.*

GET THE LOOK



Use the HOMEROOM starter page template (F7T0001) to save the collection's colors to your Saved Colors library. Set text defaults using collection fonts for a cohesive and consistent look.

HOMEROOM Colors:



HOMEROOM Fonts:

WALTER TURNCOAT
Josefin Slab



TEMPLATE# F717236

COORDINATED ART FROM START TO FINISH

Fill your pages with the vibrant color combinations of HOMEROOM or make it your own with colorable art—the opportunities are endless!

Table of Contents

- ## Introductions
- ## Welcome Back Party
- ## Homeroom Class
- ## Fall Sport Banquet
- ## Volleyball & Football
- ## Cheerleading & XC
- ## Winter Sports

- ## Basketball
- ## School Portraits
- ## Who Wore It Best?
- ## Class Polls
- ## Spring Sports
- ## Summer Plans
- ## Graduation
- ## Thank you! <3

Victorious!

So Many Plans

TEMPLATE# F717230

Decorates to friends

Decorates to friends

TEMPLATE# F717237

6th

class officers

Study hard!

Andrey's Mom

TEMPLATE# F717231

Foosball

Math Club

Decorates to friends

TEMPLATE# F717240

HOMEROOM

USING HOMEROOM TEMPLATES



FROM ART, SELECT TEMPLATES, LIBRARY, HOMEROOM



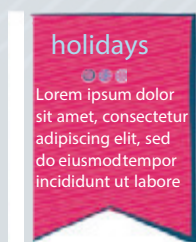
Use the templates as-is or as a starting point for your perfect layout. Select a template—drag it directly from the Library and drop it onto your page. Once a template is on the page, drag images into photo boxes and customize text.

GET CREATIVE

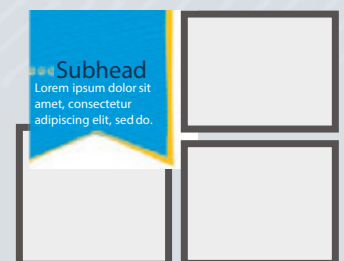
Snippets are easily customized by adjusting colors, fonts and moving/swapping accents.



SNIPPET# F7S7249




SNIPPET# F7S7261



Pictavo Art Collections were created with you in mind! Love this look? Search HOMEROOM to find templates and Snippets designed to make laying out and customizing coordinating pages effortless.

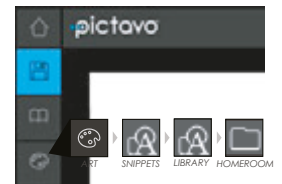
USING HOMEROOM SNIPPETS



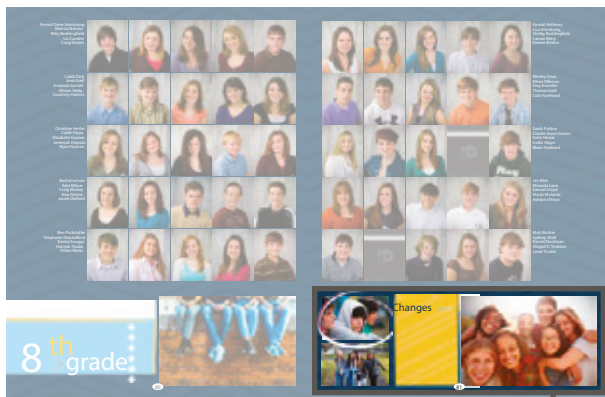
TEMPLATE# F7T7233




SNIPPET# F7S7251



FROM ART, SELECT SNIPPETS, LIBRARY, HOMEROOM



TEMPLATE# F7T7232




SNIPPET# F7S7254



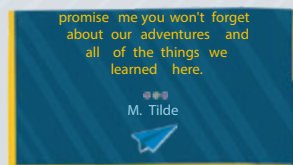
SNIPPET# F7S7255




TEMPLATE# F7T7229



SNIPPET# F7S7248



SNIPPET# F7S7260

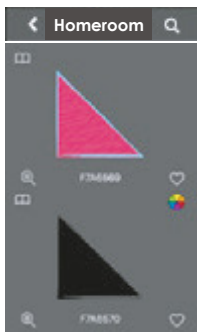


HOMEROOM


USING HOMEROOM ACCENTS



FROM ART, SELECT ACCENTS, LIBRARY, HOMEROOM



 INDICATES COLORABLE ART

 To use colorable art, place the art on your page, select the wand in the effects palette and choose a color.



F7A6501



F7A6504



F7A6505



F7A6525



F7A6523



F7A6524



F7A6537



F7A6535



F7A6534



F7A6543



F7A6547



F7A6544



F7A6560



F7A6561



F7A6562



F7A6574



F7A6579



F7A6565



F7A6556



F7A6554



F7A6584



F7A6586



F7A6614



F7A6603

To use accents, select, drag and drop onto your page. You can add Accents to any page, even a spread you've already placed a template on.

WANT MORE VARIETY?

Search the COLORFUL collection in Accents for additional finishing touches to your layout.



P7A0269



P7A0024



P7A0567



P7A0558



P7A0484



P7A0202



P7A0557



P7A0443



P7A5008



P7A0243



P7A0420



P7A0462



P7A0472



P7A0351



P7A0391



P7A0411



P7A0034



P7A0460



P7A0216



P7A0335



P7A0078



P7A0060

This is just the beginning! What you see on these pages is only a fraction of what Pictavo has in store for you. Search HOMEROOM in the Pictavo art palette to see all of the artwork available. Looking for the entire K8 Art Catalog? Search CATALOG in Pictavo Help (?) for a link to download the PDF.

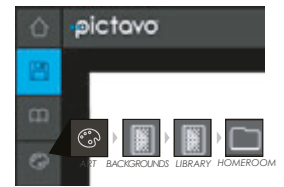
USING HOMEROOM BACKGROUNDS



F7B6630



F7B6639



FROM ART, SELECT BACKGROUNDS,
LIBRARY, HOMEROOM



F7B6644



F7B6650



F7B6638



F7B6673



F7B6657



F7B6666

Search the BRIGHT BASICS collection for seasonal and colorable backgrounds to complement any collection.



L6B1337



L6B1341



L6B1367

WATERCOLOR

YOUR BOOK COULD LOOK LIKE THIS



STOCK COVER DESIGNS

Let our design team do the work for you! Choose one of the pre-designed WATERCOLOR Stock Covers in Pictavo and just add your school name and year dates!

Additional color options available in Pictavo.



CUSTOM COVER DESIGNS

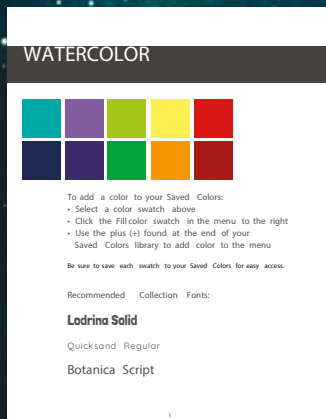
Feeling creative? Place your own background image or use a custom cover background. Add any other text, images or Snippets and you've created a custom cover without ever having to leave Pictavo!

This Custom Cover was created using:

Cover Background: F3C6203
Accents: F3A6120, F3A6117, F3A6122, F3A6154, F3A6146, F3A6159, F3A6130,

**Custom covers may incur an additional cost. Contact your yearbook provider for details.*

GET THE LOOK



Use the WATERCOLOR starter page template (F3T0001) to save the collection's colors to your Saved Colors library. Set text defaults using collection fonts for a cohesive and consistent look.

WATERCOLOR Colors:



WATERCOLOR Fonts:

Ladrina Solid
Quicksand Regular
Botanica Script



COORDINATED ART FROM START TO FINISH

Get artsy with WATERCOLOR, the art collection full of textures, brush strokes and blended pigments that will spark your creativity!

TEMPLATE# F316214



TEMPLATE# F316206



TEMPLATE# F316213



TEMPLATE# F316209




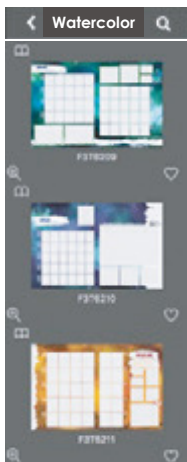
TEMPLATE# F316210

WATERCOLOR

USING WATERCOLOR TEMPLATES



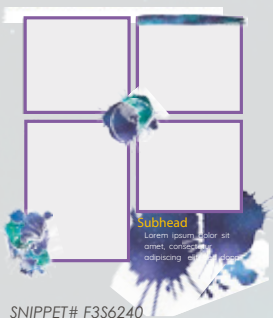
FROM ART, SELECT TEMPLATES, LIBRARY, WATERCOLOR



Use the templates as-is or as a starting point for your perfect layout. Select a template—drag it directly from the Library and drop it onto your page. Once a template is on the page, drag images into photo boxes and customize text.

GET CREATIVE

Snippets are easily customized by adjusting colors, fonts and moving/swapping accents.




Pictavo Art Collections were created with you in mind! Love this look? Search WATERCOLOR to find templates and Snippets designed to make laying out and customizing coordinating pages effortless.

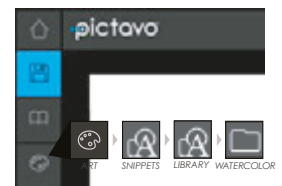
USING WATERCOLOR SNIPPETS




TEMPLATE# F3T6218



SNIPPET# F3S6232



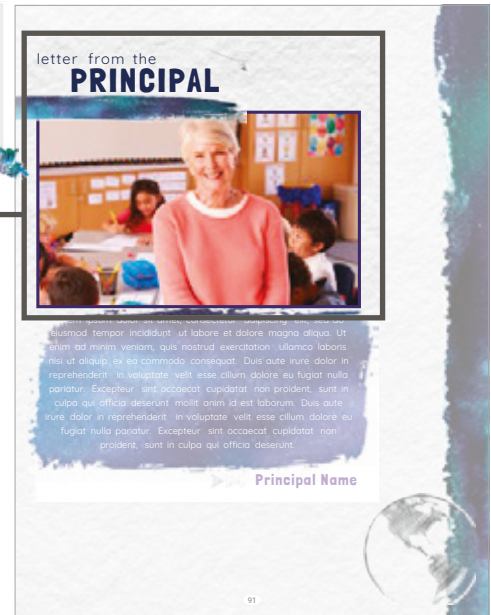
FROM ART, SELECT SNIPPETS,
LIBRARY, WATERCOLOR



TEMPLATE# F3T6208



SNIPPET# F3S6241




TEMPLATE# F3T6205




SNIPPET# F3S6228



SNIPPET# F3S6234



SNIPPET# F3S6230



WATERCOLOR


USING WATERCOLOR ACCENTS




FROM ART, SELECT ACCENTS, LIBRARY, WATERCOLOR



 INDICATES COLORABLE ART

 To use colorable art, place the art on your page, select the wand in the effects palette and choose a color.



To use accents, select, drag and drop onto your page. You can add Accents to any page, even a spread you've already placed a template on.

WANT MORE VARIETY?

Search the SKETCHED set in Accents for additional finishing touches to your layout.



This is just the beginning! What you see on these pages is only a fraction of what Pictavo has in store for you. Search WATERCOLOR in the Pictavo art palette to see all of the artwork available. Looking for the entire K8 Art Catalog? Search CATALOG in Pictavo Help (?) for a link to download the PDF.

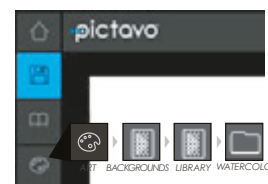
USING WATERCOLOR BACKGROUNDS



F3B6160



F3B6167




FROM ART, SELECT BACKGROUNDS, LIBRARY, WATERCOLOR




F3B6164



F3B6185




F3B6174



F3B6179




F3B6172



F3B6193

Search the BRIGHT BASICS collection for seasonal and colorable backgrounds to complement any collection.



L6B1353



L6B1361



L6B1358

HIGH SCHOOL COLLECTIONS

ENVISION



TEMPLATE# B8T9002



TEMPLATE# B8T9007



TEMPLATE# B8T9014

FOCUS



TEMPLATE# C3T3887



TEMPLATE# C3T3898



TEMPLATE# C3T3889

NOTEWORTHY
NEW COLLECTION!



TEMPLATE# D9T11459



TEMPLATE# D9T11455

Find these and more high collections in Pictavo.

MIXTAPE



TEMPLATE# B9T9176



TEMPLATE# B9T9177



TEMPLATE# B9T9182

FILTERED



TEMPLATE# D5T3966



TEMPLATE# D5T3968



TEMPLATE# D5T3979



TEMPLATE# D9I1464



TEMPLATE# D9I1467

COMPLEMENTARY ART

EXTRACURRICULAR BACKGROUND COLLECTION




L4B7387




L4B7386




L4B7364



L4B7365



L4B7366



L4B7367



L4B7407




L4B7406




L4B7359



L4B7360




L4B7379




L4B7378




L4B7374



L4B7375



L4B7371



L4B7372

Every school has a unique blend of sports, clubs, arts and events; create the layouts you need with complete creative freedom using the single-page background options available in Extracurricular!



L4B7381




L4B7380




L4B7397




L4B7396




L4B7376



L4B7377




L4B7405



L4B7404




L4B7395



L4B7394



L4B7389



L4B7388



L4B7401



L4B7400



L4B7391



L4B7390

COMPLEMENTARY ART

BRIGHT BASICS BACKGROUND COLLECTION



L6B1281




L6B1336



L6B1339




L6B1297




L6B1314



L6B1292



L6B3460




L6B3446

Discover old and new favorites in the Bright Basics backgrounds collection. Choose from colorful patterned and themed backgrounds, or customize colorable options to fit your page.




L6B1304



L6B1288




L6B1294



L6B1307



L6B1322



L6B1302



L6B1353

COLORABLE ART

Create the right look for your layout with colorable backgrounds using the suggested color palettes for each collection.

COMPLEMENTARY ART

COLORFUL ACCENTS COLLECTION



P7A9688



P7A9707



P7A9712



P7A9717



P7A0218



P7A0017



P7A0062



P7A0235



P7A0083



P7A0123



P7A0332



P7A0152



P7A0536



P7A0386



P7A0458

HAND DRAWN ACCENTS COLLECTION



Q2A0631



Q2A0691



Q2A0761



Q2A1021



Q2A0600



Q2A0617



Q2A1094



Q2A0847



Q2A0757



Q2A0901



Q2A0857



Q2A0917



Q2A0639



Q2A0998



Q2A0996

COLORABLE ART



P7A0558



P7A0470



P7A0528



Q2A0656



Q2A0956



Q2A0739



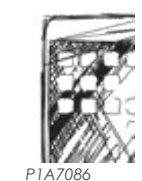


Just when you thought you'd seen it all...here are four more libraries of accents that complement our exclusive art collections! Our *Colorful* accents provide a full color complement to your layouts while the *Hand Drawn, Sketched and Iconic* accents add colorable art where you need it.

ICONIC ACCENTS COLLECTION



SKETCHED ACCENTS COLLECTION



INSPIRING EXAMPLES

MODERN ICON ACCENTS COLLECTION

Templates become completely customizable once dropped onto a page. Swap out accents and adjust photo boxes to turn every layout into a work of art unique to your school!



A LOOK ALL THEIR OWN WITH A SPRINKLE OF HELP

Got a specific look in mind but can't find it in Pictavo? Load your own custom art and use Pictavo's Accents to complete your vision!



It's great to see Art Collections in action. Take a look at how Pictavo users have used Collections as-is, customized to their needs or in combination with other art for a look that's one-of-a-kind!

KRAFT PAPER WITH A TWIST

Start with an Art Collection and then work in just the right amount of complementary art. Gold star for creativity!



SCRAPBOOK PAGES PACKED WITH MEMORIES

More photos? Less photos? Bigger? Smaller? Whatever you dream, you can do with the creative freedom of Pictavo's industry-leading art and template libraries!

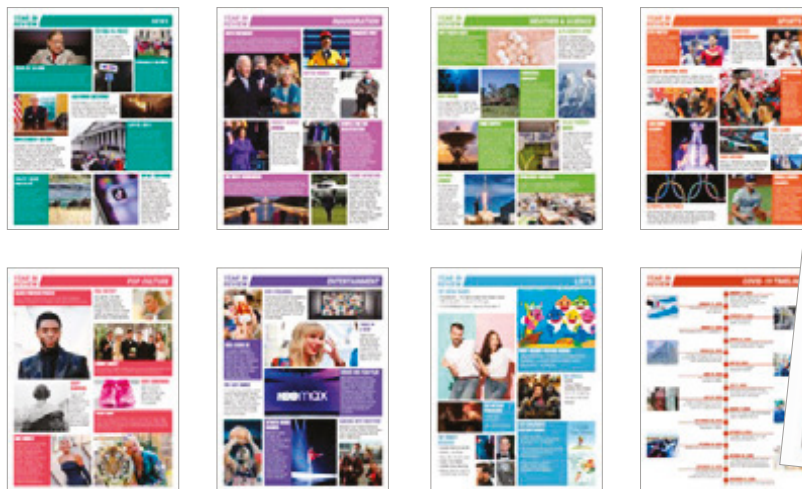


CURRENT EVENTS

Current Events are available as full-page backgrounds or as single-story accent pieces in your Pictavo art library. Use as many or as few stories as you'd like, depending on what's of interest for your school.

To use full page Current Events, just drag and drop pre-designed layouts onto any page of your book.

Remember, books are priced based on total page count. Updated Current Events will be available in February each year.



Single-story Current Events are also available. Search 'Current Events' in the Art menu, select 'Accents' to see stories available.



